



The Aftermath of Financial Crises

Citation

Reinhart, Carmen M, and Kenneth S. Rogoff. 2009. The aftermath of financial crises. *American Economic Review* 99, no. 2: 466-472.

Published Version

doi:10.1257/aer.99.2.466

Permanent link

<http://nrs.harvard.edu/urn-3:HUL.InstRepos:11129155>

Terms of Use

This article was downloaded from Harvard University's DASH repository, and is made available under the terms and conditions applicable to Other Posted Material, as set forth at <http://nrs.harvard.edu/urn-3:HUL.InstRepos:dash.current.terms-of-use#LAA>

Share Your Story

The Harvard community has made this article openly available.
Please share how this access benefits you. [Submit a story](#).

[Accessibility](#)

INTERNATIONAL ASPECTS OF FINANCIAL-MARKET IMPERFECTIONS[†]

The Aftermath of Financial Crises

By CARMEN M. REINHART AND KENNETH S. ROGOFF *

A year ago, we presented a historical analysis comparing the run-up to the 2007 US subprime financial crisis with the antecedents of other banking crises in advanced economies since World War II (Reinhart and Rogoff 2008a). We showed that standard indicators for the United States, such as asset price inflation, rising leverage, large sustained current account deficits, and a slowing trajectory of economic growth, exhibited virtually all the signs of a country on the verge of a financial crisis—indeed, a severe one. In this paper, we engage in a similar comparative historical analysis that is focused on the aftermath of systemic banking crises.

In our earlier analysis, we deliberately excluded emerging market countries from the comparison set, in order not to appear to engage in hyperbole. After all, the United States is a highly sophisticated global financial center. What can advanced economies possibly have in common with emerging markets when it comes to banking crises? In fact, as Reinhart and Rogoff (2008b) demonstrate, the antecedents and aftermath of banking crises in rich countries and emerging markets have a surprising amount in common. There are broadly similar patterns in housing and equity prices, unemployment, government revenues, and debt. Furthermore, the frequency or incidence of crises does not differ much historically, even if comparisons are limited to the post-World

War II period (provided the ongoing late-2000s global financial crisis is taken into account). Thus, this study of the aftermath of severe financial crises includes a number of recent emerging market cases to expand the relevant set of comparators. Also included in the comparisons are two prewar developed country episodes for which we have housing price and other relevant data.

Broadly speaking, financial crises are protracted affairs. More often than not, the aftermath of severe financial crises share three characteristics. *First*, asset market collapses are deep and prolonged. Real housing price declines average 35 percent stretched over six years, while equity price collapses average 55 percent over a downturn of about three and a half years. *Second*, the aftermath of banking crises is associated with profound declines in output and employment. The unemployment rate rises an average of 7 percentage points over the down phase of the cycle, which lasts on average over four years. Output falls (from peak to trough) an average of over 9 percent, although the duration of the downturn, averaging roughly two years, is considerably shorter than for unemployment. *Third*, the real value of government debt tends to explode, rising an average of 86 percent in the major post-World War II episodes. Interestingly, the main cause of debt explosions is not the widely cited costs of bailing out and recapitalizing the banking system. Admittedly, bailout costs are difficult to measure, and there is considerable divergence among estimates from competing studies. But even upper-bound estimates pale next to actual measured rises in public debt. In fact, the big drivers of debt increases are the inevitable collapse in tax revenues that governments suffer in the wake of deep and prolonged output contractions, as well as often ambitious countercyclical fiscal policies in advanced economies aimed at mitigating the downturn.

[†]*Discussants:* Pierre-Olivier Gourinchas, University of California-Berkeley; Andrew Atkeson, University of California-Los Angeles; Joshua Aizenman, University of California-Santa Cruz.

*Reinhart: School of Public Policy and Department of Economics, 4105 Van Munching Hall, University of Maryland, College Park, MD 20742 (e-mail: creinhar@umd.edu); Rogoff: Economics Department, 232 Littauer Center, Harvard University, Cambridge MA 02138–3001 (e-mail: krogoff@harvard.edu). The authors would like to thank Pierre-Olivier Gourinchas and Vincent R. Reinhart for helpful comments.

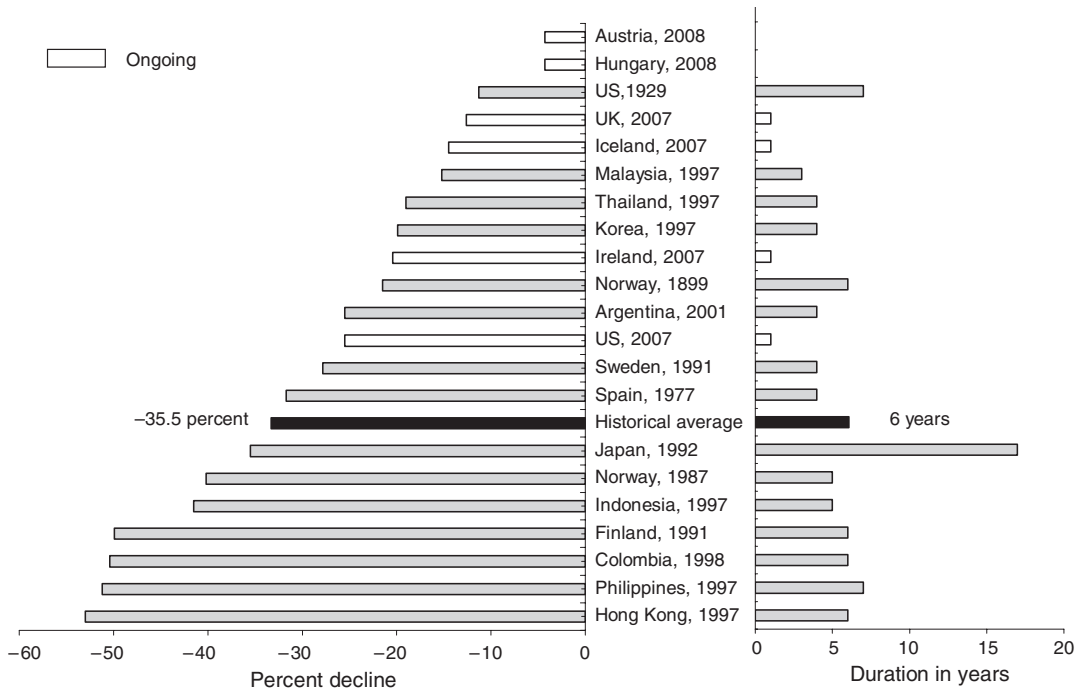


FIGURE 1. PAST AND ONGOING REAL HOUSE PRICE CYCLES AND BANKING CRISES: PEAK-TO-TROUGH PRICE DECLINES (left panel) AND YEARS DURATION OF DOWNTURN (right panel)

Notes: Each banking crisis episode is identified by country and the beginning year of the crisis. Only major (systemic) banking crisis episodes are included, subject to data limitations. The historical average reported does not include ongoing crisis episodes. For the ongoing episodes, the calculations are based on data through the following periods: October 2008, monthly, for Iceland and Ireland; 2007, annually, for Hungary; and 2008:III, quarterly, for all others. Consumer price indices are used to deflate nominal house prices.

Sources: Reinhart and Rogoff (2008b) and sources cited therein.

I. The Historical Comparison Group

Reinhart and Rogoff (2008a) included all the major postwar banking crises in the developed world (a total of 18) and put particular emphasis on the ones dubbed “the big five” (Spain 1977, Norway 1987, Finland 1991, Sweden 1991, and Japan 1992). It is now beyond contention that the present US financial crisis is severe by any metric. As a result, we now focus only on systemic financial crises, including the “big five” developed economy crises plus a number of famous emerging market episodes: the 1997–1998 Asian crisis (Hong Kong, Indonesia, Korea, Malaysia, the Philippines, and Thailand); Colombia 1998; and Argentina 2001. These are cases where we have all or most of the relevant data that allow for thorough comparisons. Central to the analy-

sis is historical housing price data, which can be difficult to obtain and are critical for assessing the present episode.¹ We also include two earlier historical cases for which we have housing prices, Norway in 1899 and the United States in 1929.

II. The Downturn after the Crisis: A Comparison of Depth and Duration

Figure 1 looks at the bust phase in housing price cycles surrounding banking crises,

¹ In Reinhart and Rogoff (2008b), we look at financial crises in 66 countries over 200 years, emphasizing the broad parallels between emerging markets and developed countries, including, for example, the nearly universal run-up in government debt.

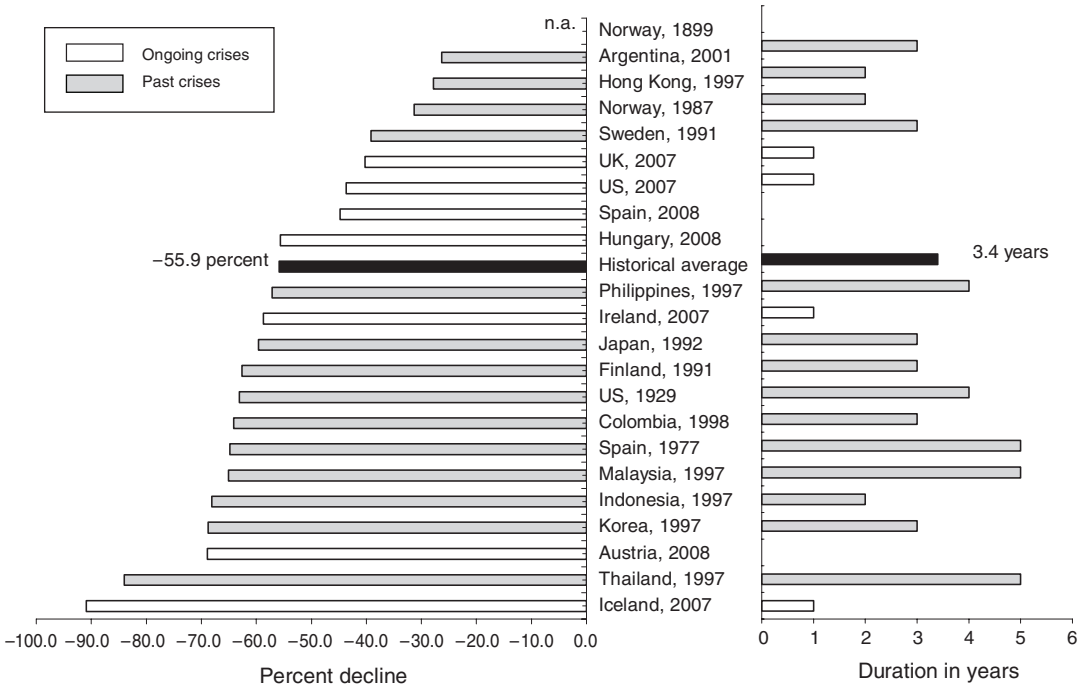


FIGURE 2. PAST AND ONGOING REAL EQUITY PRICE CYCLES AND BANKING CRISES: PEAK-TO-TROUGH PRICE DECLINES (left panel) AND YEARS DURATION OF DOWNTURN (right panel)

Notes: Each banking crisis episode is identified by country and the beginning year of the crisis. Only major (systemic) banking crisis episodes are included subject to data limitations. The historical average reported does not include ongoing crisis episodes. For the ongoing episodes, the calculations are based on data through December 2, 2008. Consumer price indices are used to deflate nominal equity prices.

Sources: Reinhart and Rogoff (2008b) and sources cited therein.

including the current episode in the United States and a number of other countries now experiencing banking crises: Austria, Hungary, Iceland, Ireland, Spain, and the United Kingdom. Ongoing crises are in light shading; past crises are in dark shading. The cumulative decline in real housing prices from peak to trough averages 35.5 percent.² The most severe real housing price declines were experienced by Finland, the Philippines, Colombia, and Hong Kong. Their crashes were over 50 percent, measured from peak to trough. The housing price decline experienced by the United States to date during the current episode (almost 28 percent according to the Case–Shiller index) is already more

than twice that registered in the US during the Great Depression.

Notably, the duration of housing price declines is quite long-lived, averaging roughly six years. Even excluding the extraordinary experience of Japan (with its 17 consecutive years of price declines), the average remains over five years.

As Figure 2 illustrates, the equity price declines that accompany banking crises are far steeper than are housing price declines, if somewhat shorter lived. The shorter duration of the downturn when compared with real estate prices is consistent with the observation that equity prices are far less inertial. The average historical decline in equity prices is 55.9 percent, with the downturn phase of the cycle lasting 3.4 years. Notably, during the current cycle, Iceland and Austria have already experienced peak-to-trough equity price declines far exceeding the average of the historical comparison group.

² The historical average, which is shaded in black in the diagram, does not include the ongoing crises.

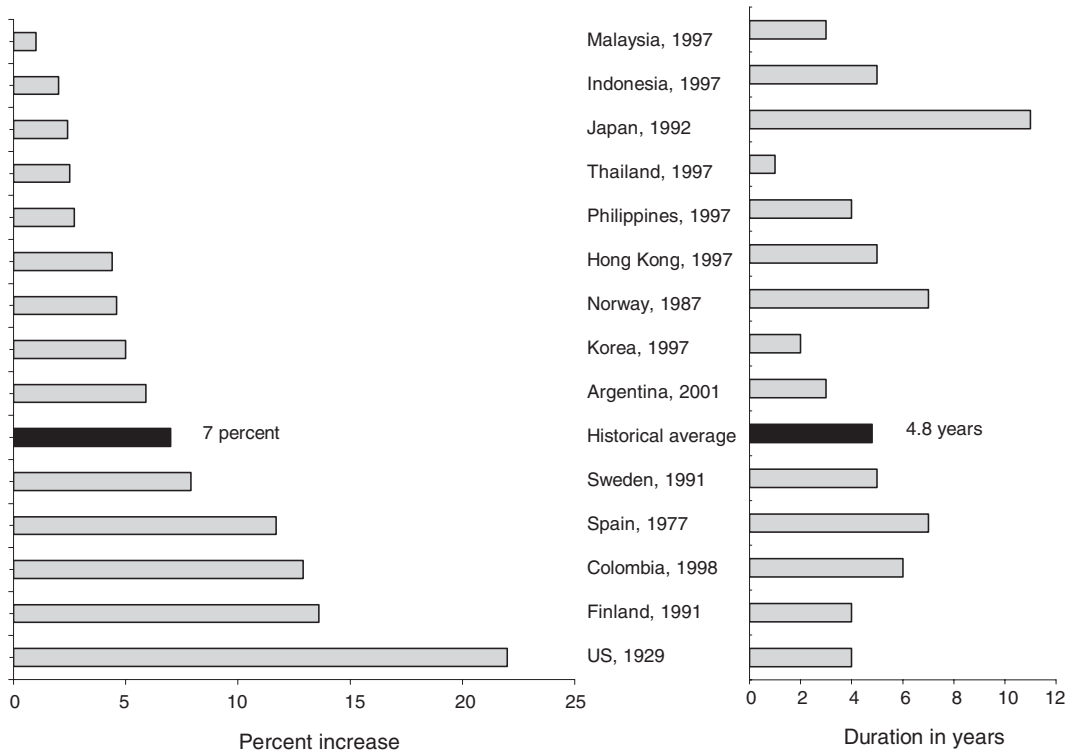


FIGURE 3. PAST UNEMPLOYMENT CYCLES AND BANKING CRISES: TROUGH-TO-PEAK
 PERCENT INCREASE IN THE UNEMPLOYMENT RATE (left panel) AND YEARS DURATION OF DOWNTURN (right panel)

Notes: Each banking crisis episode is identified by country and the beginning year of the crisis. Only major (systemic) banking crisis episodes are included, subject to data limitations. The historical average reported does not include ongoing crisis episodes.

Sources: OECD, IMF, Historical Statistics of the United States (HSOUS), various country sources, and authors' calculations.

Figure 3 looks at increases in unemployment rates across the historical comparison group. (As the unemployment rate is classified as a lagging indicator, we do not include the current crisis.) On average, unemployment rises for almost five years, with an increase in the unemployment rate of about 7 percentage points. While none of the postwar episodes rivals the rise in unemployment of over 20 percentage points experienced by the United States during the Great Depression, the employment consequences of financial crises are nevertheless strikingly large in many cases.

It is interesting to note in Figure 3 that when it comes to banking crises, the emerging markets, particularly those in Asia, seem to do better in terms of unemployment than do the advanced

economies. While there are well-known data issues in comparing unemployment rates across countries,³ the relatively poor performance in advanced countries suggests the possibility that greater (downward) wage flexibility in emerging markets may help cushion employment during periods of severe economic distress. The gaps in the social safety net in emerging market economies, when compared to industrial ones, presumably also make workers more anxious to avoid becoming unemployed.

³ Notably, widespread “underemployment” in many emerging markets is not captured in the official unemployment statistics.

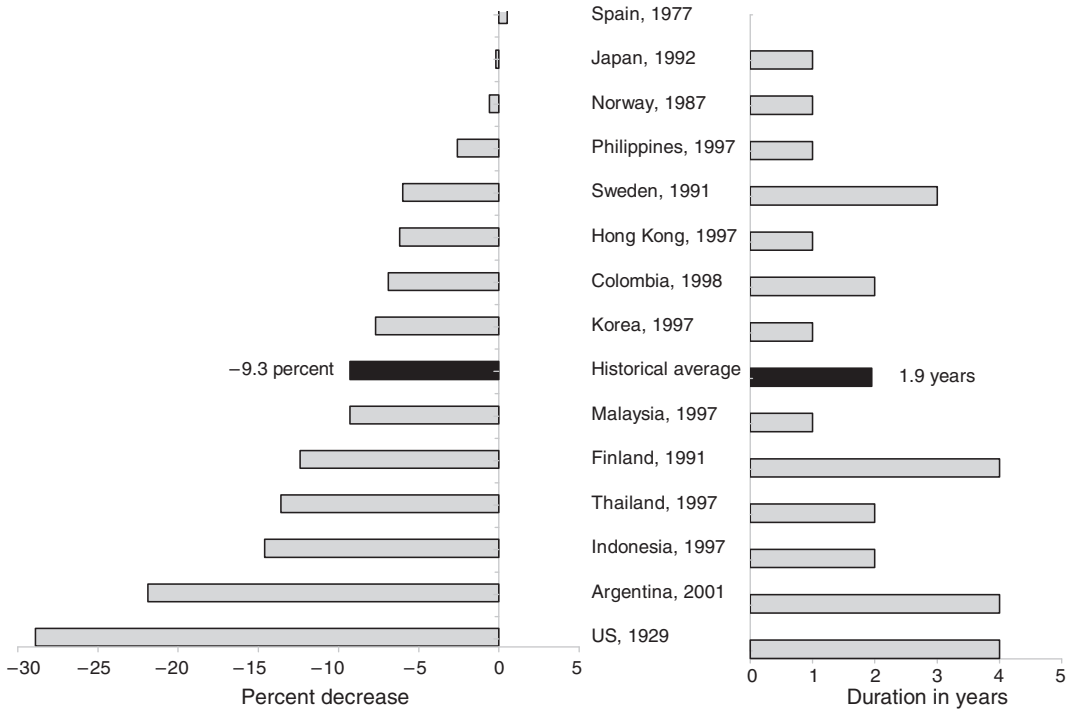


FIGURE 4. PAST REAL PER CAPITA GDP CYCLES AND BANKING CRISES: PEAK-TO-TROUGH DECLINE IN REAL GDP (left panel) AND YEARS DURATION OF DOWNTURN (right panel)

Notes: Each banking crisis episode is identified by country and the beginning year of the crisis. Only major (systemic) banking crisis episodes are included, subject to data limitations. The historical average reported does not include ongoing crisis episodes. Total GDP, in millions of 1990 US\$ (converted at Geary Khamis PPPs) divided by midyear population.

Sources: Total Economy Database (TED), Historical Statistics of the United States (HSOUS), and authors' calculations.

Figure 4 looks at the cycles in real per capita GDP around banking crises. The average magnitude of the decline, at 9.3 percent, is stunning. Admittedly, for the post-World War II period, the declines in real GDP are smaller for advanced economies than for emerging market economies. A probable explanation for the more severe contractions in emerging market economies is that they are prone to abrupt reversals in the availability of foreign credit. When foreign capital comes to a “sudden stop,” to use the phrase coined by Guillermo Calvo, Alejandro Izquierdo, and Rudy Loo-Kung (2006), economic activity heads into a tailspin.⁴

Compared to unemployment, the cycle from peak to trough in GDP is much shorter, only two years. Presumably, this is partly because potential GDP growth is positive, and we are measuring only absolute changes in income, not gaps relative to potential output. Even so, the recessions surrounding financial crises have to be considered unusually long compared to normal recessions that typically last less than a year.⁵ Indeed, multiyear recessions typically occur only in economies that require deep restructuring, such as Britain in the 1970s (prior to Thatcher), Switzerland in the 1990s, and Japan post-1992 (the last due not only to its financial collapse, but also to the need to reorient the economy in light

⁴ When no foreign financing is possible, emerging markets have seen consumption and investment implode during severe financial crises.

⁵ See International Monetary Fund (2002, chap. 3).

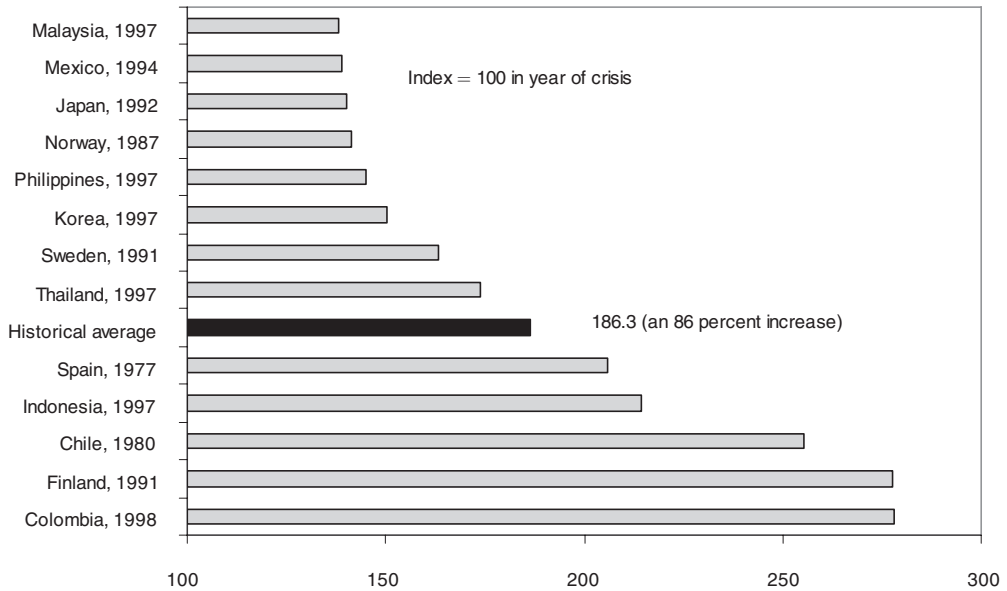


FIGURE 5. CUMULATIVE INCREASE IN REAL PUBLIC DEBT IN THE THREE YEARS FOLLOWING THE BANKING CRISIS

Notes: Each banking crisis episode is identified by country and the beginning year of the crisis. Only major (systemic) banking crisis episodes are included, subject to data limitations. The historical average reported does not include ongoing crisis episodes, which are omitted altogether, as these crises begin in 2007 or later, and debt stock comparison here is with three years after the beginning of the banking crisis.

Sources: Reinhart and Rogoff (2008b) and sources cited therein.

of China's rise). Banking crises, of course, usually require painful restructuring of the financial system, and so are an important example of this general principle.

Figure 5 shows the rise in real government debt in the three years following a banking crisis. The deterioration in government finances is striking, with an average debt rise of over 86 percent. Reinhart and Rogoff (2008b), taking advantage of newly unearthed historical data on domestic debt, show that this same buildup in government debt has been a defining characteristic of the aftermath of banking crises for over a century. We look at percentage increase in debt, rather than debt-to-GDP, because sometimes steep output drops would complicate interpretation of debt-GDP ratios. As Reinhart and Rogoff (2008b) note, the characteristic, huge buildups in government debt are driven mainly by sharp falloffs in tax revenue and, in many cases, big surges in government spending to fight the recession. The much ballyhooed bank bailout costs are, in several cases, only a

relatively minor contributor to post-financial crisis debt burdens.

III. Concluding Remarks

An examination of the aftermath of severe financial crises shows deep and lasting effects on asset prices, output, and employment. Unemployment rises and housing price declines extend out for five and six years, respectively. On the encouraging side, output declines last only two years on average. Even recessions sparked by financial crises do eventually end, albeit almost invariably accompanied by massive increases in government debt.

How relevant are historical benchmarks for assessing the trajectory of the current global financial crisis? On the one hand, the authorities today have arguably more flexible monetary policy frameworks, thanks particularly to a less rigid global exchange rate regime. Some central banks have already shown an aggressiveness to act that was notably absent in the 1930s, or in

the latter-day Japanese experience. On the other hand, one would be wise not to push too far the conceit that we are smarter than our predecessors. A few years back many people would have said that improvements in financial engineering had done much to tame the business cycle and limit the risk of financial contagion.

Since the onset of the current crisis, asset prices have tumbled in the United States and elsewhere along the tracks laid down by historical precedent. The analysis of the post-crisis outcomes in this paper for unemployment, output, and government debt provide sobering benchmark numbers for how the crisis will continue to unfold. Indeed, these historical comparisons were based on episodes that, with the notable exception of the Great Depression in the United States, were individual or regional in nature. The global nature of the crisis will make it far more difficult for many countries to grow their way out through higher exports, or to smooth the consumption effects through foreign borrowing. In such circumstances, the recent lull in sovereign defaults is likely to come to an

end. As Reinhart and Rogoff (2008b) highlight, defaults in emerging market economies tend to rise sharply when many countries are simultaneously experiencing domestic banking crises.

REFERENCES

- Calvo, Guillermo A., Alejandro Izquierdo, and Rudy Loo-Kung.** 2006. "Relative Price Volatility Under Sudden Stops: The Relevance of Balance Sheet Effects." *Journal of International Economics*, 9(1): 231–54.
- International Monetary Fund.** 2002. *World Economic Outlook*. Washington, DC: International Monetary Fund, April 1.
- Reinhart, Carmen M., and Kenneth S. Rogoff.** 2008a. "Is the 2007 U.S. Subprime Crisis So Different? An International Historical Comparison." *American Economic Review*, 98(2): 339–44.
- Reinhart, Carmen M., and Kenneth S. Rogoff.** 2008b. "Banking Crises: An Equal Opportunity Menace." National Bureau of Economic Research Working Paper 14587.

This article has been cited by:

1. Paul Maarek, Elsa Orgiazzi. 2013. Currency Crises and the Labour Share. *Economica* **80**:319, 566-588. [[CrossRef](#)]
2. Marco Lo Duca, Tuomas A. Peltonen. 2013. Assessing systemic risks and predicting systemic events. *Journal of Banking & Finance* **37**:7, 2183-2195. [[CrossRef](#)]
3. Peter Sarlin. 2013. A weighted SOM for classifying data with instance-varying importance. *International Journal of Machine Learning and Cybernetics* . [[CrossRef](#)]
4. Dimitris Christopoulos, Miguel A. León-Ledesma. 2013. EFFICIENCY AND PRODUCTION FRONTIERS IN THE AFTERMATH OF RECESSIONS: INTERNATIONAL EVIDENCE. *Macroeconomic Dynamics* 1-25. [[CrossRef](#)]
5. Thomas Gries, Daniel Meierrieks. 2013. Do banking crises cause terrorism?. *Economics Letters* **119**:3, 321-324. [[CrossRef](#)]
6. Hugo Priemus. 2013. Public mortgage guarantee: instrument to cope with impacts of the financial crisis on the owner-occupied housing market evidence from the Netherlands. *Journal of Housing and the Built Environment* **28**:2, 345-362. [[CrossRef](#)]
7. Ulrich Suntum, Cordelius Ilgmann. 2013. Bad banks: a proposal based on German financial history. *European Journal of Law and Economics* **35**:3, 367-384. [[CrossRef](#)]
8. Peter Sarlin, Zhiyuan Yao. 2013. Clustering of the Self-Organizing Time Map. *Neurocomputing* . [[CrossRef](#)]
9. Maria Th. Kasselaki, Athanasios O. Tagkalakis. 2013. Financial soundness indicators and financial crisis episodes. *Annals of Finance* . [[CrossRef](#)]
10. Magda Kandil, Hanan Morsy. 2013. Fiscal Stimulus and Credibility in Emerging Countries. *Eastern Economic Journal* . [[CrossRef](#)]
11. Harald Hau, Sam Langfield, David Marques-Ibanez. 2013. Bank ratings: what determines their quality?. *Economic Policy* **28**:74, 289-333. [[CrossRef](#)]
12. Phornchanok Cumperayot, Roy Kouwenberg. 2013. Early warning systems for currency crises: A multivariate extreme value approach. *Journal of International Money and Finance* . [[CrossRef](#)]
13. Athanasios Tagkalakis. 2013. The effects of financial crisis on fiscal positions. *European Journal of Political Economy* **29**, 197-213. [[CrossRef](#)]
14. Sebnem Kalemli-Ozcan, Elias Papaioannou, Fabrizio Perri. 2013. Global banks and crisis transmission. *Journal of International Economics* **89**:2, 495-510. [[CrossRef](#)]
15. Peter Sarlin. 2013. Decomposing the global financial crisis: A Self-Organizing Time Map. *Pattern Recognition Letters* . [[CrossRef](#)]
16. Lorenzo E. Bernal-Verdugo, Davide Furceri, Dominique Guillaume. 2013. Banking crises, labor reforms, and unemployment. *Journal of Comparative Economics* . [[CrossRef](#)]
17. Mark Visser, Maurice Gesthuizen, Peer Scheepers. 2013. The Impact of Macro-Economic Circumstances and Social Protection Expenditure on Economic Deprivation in 25 European Countries, 2007-2011. *Social Indicators Research* . [[CrossRef](#)]
18. Maximilian H. E. E. Gerrath, Mark A. A. M. Leenders. 2013. International brand strategy and mode of entry in the services sector: lessons from the financial crisis. *Journal of Strategic Marketing* **21**:1, 48-67. [[CrossRef](#)]
19. Christopher J. Erceg, Jesper Lindé. 2013. Fiscal consolidation in a currency union: Spending cuts vs. tax hikes. *Journal of Economic Dynamics and Control* **37**:2, 422-445. [[CrossRef](#)]

20. Luca Agnello, Davide Furceri, Ricardo M. Sousa. 2013. Discretionary Government Consumption, Private Domestic Demand, and Crisis Episodes. *Open Economies Review* 24:1, 79-100. [[CrossRef](#)]
21. Oren Levintal. 2013. The real effects of banking shocks: Evidence from OECD countries. *Journal of International Money and Finance* 32, 556-578. [[CrossRef](#)]
22. Kenneth Patrick Vincent O'Sullivan, Stephen Kinsella. 2013. Financial and regulatory failure: The case of Ireland. *Journal of Banking Regulation* 14:1, 1-15. [[CrossRef](#)]
23. Edward J. Balleisen, Elizabeth K. Brake. 2013. Historical perspective and better regulatory governance: An agenda for institutional reform. *Regulation & Governance* n/a-n/a. [[CrossRef](#)]
24. António Afonso, João Tovar Jalles. 2013. Growth and productivity: The role of government debt. *International Review of Economics & Finance* 25, 384-407. [[CrossRef](#)]
25. José-Luis Peydró. 2013. Comment. *NBER Macroeconomics Annual* 27:1, 420-428. [[CrossRef](#)]
26. Richard A. Werner. 2012. Towards a new research programme on 'banking and the economy' — Implications of the Quantity Theory of Credit for the prevention and resolution of banking and debt crises. *International Review of Financial Analysis* 25, 1-17. [[CrossRef](#)]
27. Bruce Arnold, Claudio Borio, Luci Ellis, Fariborz Moshirian. 2012. Systemic risk, macroprudential policy frameworks, monitoring financial systems and the evolution of capital adequacy. *Journal of Banking & Finance* 36:12, 3125-3132. [[CrossRef](#)]
28. Mohan Bijapur. 2012. Do financial crises erode potential output? Evidence from OECD inflation responses. *Economics Letters* 117:3, 700-703. [[CrossRef](#)]
29. Davide Furceri, Aleksandra Zdzienicka. 2012. The Consequences of Banking Crises for Public Debt. *International Finance* 15:3, 289-307. [[CrossRef](#)]
30. Peter Sarlin. 2012. On biologically inspired predictions of the global financial crisis. *Neural Computing and Applications* . [[CrossRef](#)]
31. K. Abildgren. 2012. Financial structures and the real effects of credit-supply shocks in Denmark 1922-2011. *European Review of Economic History* 16:4, 490-510. [[CrossRef](#)]
32. Cristina Checherita-Westphal, Philipp Rother. 2012. The impact of high government debt on economic growth and its channels: An empirical investigation for the euro area. *European Economic Review* 56:7, 1392-1405. [[CrossRef](#)]
33. Karim S. Rebeiz. 2012. Public-Private Partnership Risk Factors in Emerging Countries: BOOT Illustrative Case Study. *Journal of Management in Engineering* 28:4, 421-428. [[CrossRef](#)]
34. Giulio Cainelli, Sandro Montresor, Giuseppe Vittucci Marzetti. 2012. Production and financial linkages in inter-firm networks: structural variety, risk-sharing and resilience. *Journal of Evolutionary Economics* 22:4, 711-734. [[CrossRef](#)]
35. Mary C. Daly,, Bart Hobijn,, Ayşegül Şahin,, Robert G. Valletta. 2012. A Search and Matching Approach to Labor Markets: Did the Natural Rate of Unemployment Rise?. *Journal of Economic Perspectives* 26:3, 3-26. [[Abstract](#)] [[View PDF article](#)] [[PDF with links](#)]
36. Julián Andrada-Félix, Fernando Fernández-Rodríguez, Simón Sosvilla-Rivero. 2012. Historical financial analogies of the current crisis. *Economics Letters* 116:2, 190-192. [[CrossRef](#)]
37. Andrew G. Haldane. 2012. CONTROL RIGHTS (AND WRONGS). *Economic Affairs* 32:2, 47-58. [[CrossRef](#)]
38. Juan C. Reboredo. 2012. Modelling oil price and exchange rate co-movements. *Journal of Policy Modeling* 34:3, 419-440. [[CrossRef](#)]
39. Mathias Dolls, Clemens Fuest, Andreas Peichl. 2012. Automatic stabilizers and economic crisis: US vs. Europe. *Journal of Public Economics* 96:3-4, 279-294. [[CrossRef](#)]

40. Kim Abildgren. 2012. Business cycles and shocks to financial stability: empirical evidence from a new set of Danish quarterly national accounts 1948–2010. *Scandinavian Economic History Review* **60**:1, 50-78. [[CrossRef](#)]
41. Mathias Dolls, Clemens Fuest, Andreas Peichl. 2012. Automatic stabilization and discretionary fiscal policy in the financial crisis. *IZA Journal of Labor Policy* **1**:1, 4. [[CrossRef](#)]
42. Athanasios Tagkalakis. 2011. Asset price volatility and government revenue. *Economic Modelling* **28**:6, 2532-2543. [[CrossRef](#)]
43. William Miles, Chu-Ping C. Vijverberg. 2011. Mexico's Business Cycles and Synchronization with the USA in the Post-NAFTA Years. *Review of Development Economics* **15**:4, 638-650. [[CrossRef](#)]
44. Marcel Fratzscher, Arnaud Mehl, Isabel Vansteenkiste. 2011. 130 Years of Fiscal Vulnerabilities and Currency Crashes in Advanced Economies. *IMF Economic Review* **59**:4, 683-716. [[CrossRef](#)]
45. Yochanan Shachmurove. 2011. A historical overview of financial crises in the United States. *Global Finance Journal* . [[CrossRef](#)]
46. Kenneth Rogoff. 2011. Nightmare on Kaiserstrasse. *Business Economics* **46**:4, 191-194. [[CrossRef](#)]
47. S. P. T. Groot, J. L. Mohlmann, J. H. Garretsen, H. L. F. de Groot. 2011. The crisis sensitivity of European countries and regions: stylized facts and spatial heterogeneity. *Cambridge Journal of Regions, Economy and Society* . [[CrossRef](#)]
48. Carmen M. Reinhart,, Kenneth S. Rogoff. 2011. From Financial Crash to Debt Crisis. *American Economic Review* **101**:5, 1676-1706. [[Abstract](#)] [[View PDF article](#)] [[PDF with links](#)]
49. N. Beale, D. G. Rand, H. Battey, K. Croxson, R. M. May, M. A. Nowak. 2011. Individual versus systemic risk and the Regulator's Dilemma. *Proceedings of the National Academy of Sciences* . [[CrossRef](#)]
50. P. Paci, A. Revenga, B. Rijkers. 2011. Coping with Crises: Policies to Protect Employment and Earnings. *The World Bank Research Observer* . [[CrossRef](#)]
51. Antoine Parent. 2011. A critical note on “This time is different”. *Cliometrica* . [[CrossRef](#)]
52. Ravi Balakrishnan, Stephan Danninger, Selim Elekdag, Irina Tytell. 2011. The Transmission of Financial Stress from Advanced to Emerging Economies. *Emerging Markets Finance and Trade* **47**:0, 40-68. [[CrossRef](#)]
53. Shujie Yao, Jing Zhang. 2011. On Economic Theory and Recovery of the Financial Crisis. *The World Economy* **34**:5, 764-777. [[CrossRef](#)]
54. M. Ayhan Kose. 2011. *Journal of International Economics* . [[CrossRef](#)]
55. Paolo Del Giovane, Ginette Eramo, Andrea Nobili. 2011. Disentangling demand and supply in credit developments: A survey-based analysis for Italy. *Journal of Banking & Finance* . [[CrossRef](#)]
56. William M. Doerner, Keith R. Ihlanfeldt. 2011. House prices and city revenues. *Regional Science and Urban Economics* . [[CrossRef](#)]
57. Lorán Chollete, Victor de la Peña, Ching-Chih Lu. 2011. International diversification: A copula approach. *Journal of Banking & Finance* **35**:2, 403-417. [[CrossRef](#)]
58. Athanasios Tagkalakis. 2011. Fiscal policy and asset price volatility. *Empirica* . [[CrossRef](#)]
59. Franklin Allen, Giorgia Giovannetti. 2011. The effects of the financial crisis on Sub-Saharan Africa. *Review of Development Finance* **1**:1, 1-27. [[CrossRef](#)]
60. Mathias Dolls, Clemens Fuest, Andreas Peichl Automatic Stabilizers, Economic Crisis and Income Distribution in Europe **32**, 227-255. [[CrossRef](#)]
61. Yushi Yoshida Chapter 3 Stock Market Linkage between Asia and the United States in Two Crises: Smooth-Transition Correlation VAR-GARCH Approach **9**, 53-81. [[CrossRef](#)]

62. Dafna Kariv. 2011. Entrepreneurial Orientations of Women Business Founders from a Push/Pull Perspective: Canadians versus non-Canadians—A Multinational Assessment. *Journal of Small Business & Entrepreneurship* 24:3, 397-425. [[CrossRef](#)]
63. Athanasios Tagkalakis. 2011. Fiscal policy and financial market movements. *Journal of Banking & Finance* 35:1, 231-251. [[CrossRef](#)]
64. Horst Feldmann. 2011. Financial system stress and unemployment in industrial countries. *Journal of Economic Studies* 38:5, 504-527. [[CrossRef](#)]
65. Erik Wibbels, Kenneth Roberts. 2010. The Politics of Economic Crisis in Latin America. *Studies in Comparative International Development* 45:4, 383-409. [[CrossRef](#)]
66. Ying-Yeh Chen, Paul S.F. Yip, Carmen Lee, Hsiang-Fang Fan, King-Wa Fu. 2010. Economic fluctuations and suicide: A comparison of Taiwan and Hong Kong. *Social Science & Medicine* 71:12, 2083-2090. [[CrossRef](#)]
67. Athanasios Tagkalakis. 2010. Fiscal adjustments and asset price changes. *Journal of Macroeconomics* . [[CrossRef](#)]
68. 2010. Book Reviews. *Journal of Economic Literature* 48:3, 762-766. [[Abstract](#)] [[View PDF article](#)] [[PDF with links](#)]
69. 2010. Book Reviews. *Journal of Economic Literature* 48:3, 766-769. [[Abstract](#)] [[View PDF article](#)] [[PDF with links](#)]
70. 2010. Book Reviews. *Journal of Economic Literature* 48:3, 757-788. [[Citation](#)] [[View PDF article](#)] [[PDF with links](#)]
71. K. J. Mitchener, J. Mason. 2010. 'Blood and treasure': exiting the Great Depression and lessons for today. *Oxford Review of Economic Policy* 26:3, 510-539. [[CrossRef](#)]
72. Ralf Elsas, Andreas Hackethal, Markus Holzhäuser. 2010. The anatomy of bank diversification#. *Journal of Banking & Finance* 34:6, 1274-1287. [[CrossRef](#)]
73. Stijn Claessens, Giovanni Dell'Ariccia, Deniz Igan, Luc Laeven Cross-Country Experiences and Policy Implications from the Global Financial Crisis 267-293. [[CrossRef](#)]
74. Carmen M. Reinhart,, Kenneth S. Rogoff. 2010. Growth in a Time of Debt. *American Economic Review* 100:2, 573-578. [[Citation](#)] [[View PDF article](#)] [[PDF with links](#)]
75. Joan Ripoll-i-Alcón. 2010. Trade Integration as a Mechanism of Financial Crisis Prevention. *International Advances in Economic Research* 16:2, 149-164. [[CrossRef](#)]
76. Charles Bean. 2010. JOSEPH SCHUMPETER LECTURE THE GREAT MODERATION, THE GREAT PANIC, AND THE GREAT CONTRACTION. *Journal of the European Economic Association* 8:2-3, 289-325. [[CrossRef](#)]
77. David Leiser, Tobias F. Rötheli. 2010. The financial crisis—Economic and psychological perspectives. *The Journal of Socio-Economics* 39:2, 117-118. [[CrossRef](#)]
78. Stijn Claessens, Giovanni Dell'Ariccia, Deniz Igan, Luc Laeven. 2010. Cross-country experiences and policy implications from the global financial crisis. *Economic Policy* 25:62, 267-293. [[CrossRef](#)]
79. Yun Jeong Choi, Doyeon Kim, Taeyoon Sung. 2010. Global Crisis, Exchange Rate Response, and Economic Performance: A Story of Two Countries in East Asia. *Global Economic Review* 39:1, 25-42. [[CrossRef](#)]
80. FRANKLIN ALLEN, ELENA CARLETTI. 2010. An Overview of the Crisis: Causes, Consequences, and Solutions. *International Review of Finance* 10:1, 1-26. [[CrossRef](#)]
81. Michael D. Bordo, Joseph G. Haubrich. 2010. Credit crises, money and contractions: An historical view. *Journal of Monetary Economics* 57:1, 1-18. [[CrossRef](#)]

82. Franklin Allen, Ana Babus, Elena Carletti. 2009. Financial Crises: Theory and Evidence. *Annual Review of Financial Economics* **1**:1, 97-116. [[CrossRef](#)]
83. Casper Ewijk. 2009. Credit Crisis and Dutch Pension Funds: Who Bears the Shock?. *De Economist* **157**:3, 337-351. [[CrossRef](#)]
84. M. Harré, T. Bossomaier. 2009. Phase-transition-like behaviour of information measures in financial markets. *EPL (Europhysics Letters)* **87**:1, 18009. [[CrossRef](#)]