



Medicaid on the eve of expansion: a survey of state Medicaid officials on the Affordable Care Act

Citation

Sommers, Benjamin D., Sarah Gordon, Stephen Somers, Carolyn Ingram, and Arnold M. Epstein. 2014. Medicaid on the eve of expansion: a survey of state Medicaid officials on the Affordable Care Act. *American Journal of Law & Medicine*, 40: 253-279.

Published Version

[http://www.aslme.org/Back_Issues_And_Articles?
journal=AJLM&year=2014&volume=40&number=2&type=A#A1522](http://www.aslme.org/Back_Issues_And_Articles?journal=AJLM&year=2014&volume=40&number=2&type=A#A1522)

Permanent link

<http://nrs.harvard.edu/urn-3:HUL.InstRepos:14022992>

Terms of Use

This article was downloaded from Harvard University's DASH repository, and is made available under the terms and conditions applicable to Open Access Policy Articles, as set forth at <http://nrs.harvard.edu/urn-3:HUL.InstRepos:dash.current.terms-of-use#OAP>

Share Your Story

The Harvard community has made this article openly available. Please share how this access benefits you. [Submit a story](#).

[Accessibility](#)

Medicaid on the Eve of Expansion: A Survey of State Medicaid Officials on the Affordable Care Act

Benjamin D. Sommers,^{*} Sarah Gordon,^{**} Stephen Somers,[†] Carolyn Ingram,[†]
& Arnold M. Epstein^{††}

CONTENTS

I. INTRODUCTION.....	3
II. METHODS.....	5
A. STUDY DESIGN.....	5
B. SURVEY DEVELOPMENT.....	6
C. DATA ANALYSIS.....	6
D. LIMITATIONS.....	7
III. RESULTS.....	8
A. ENROLLMENT IN THE MEDICAID EXPANSION.....	8
B. COSTS OF THE MEDICAID EXPANSION.....	9
C. ACCESS TO CARE.....	11
D. IMPLEMENTATION CHALLENGES.....	12
IV. DISCUSSION.....	13
APPENDIX.....	18

Twenty-five states and Washington D.C. are expanding Medicaid in 2014 under the Affordable Care Act. We surveyed Medicaid directors in expanding states to assess expectations and implementation strategies regarding enrollment, costs, and access. Telephone interviews were conducted between July and November 2013, with most occurring before open enrollment began October 1. The response rate was 88%. Overall, expectations were a mixture of optimism and caution. Predicted enrollment was high: 86% of officials projected at least 50% participation among newly-eligible

^{*} Assistant Professor of Health Policy & Economics, Harvard School of Public Health. Contact Information: bsommers@hsph.harvard.edu

^{**} Masters Candidate, Department of Social and Behavioral Sciences, Harvard School of Public Health

[†] Center for Healthcare Strategies, Hamilton, New Jersey

^{††} Chair, Department of Health Policy & Management, Harvard School of Public Health.

This work was supported by grant number K02HS021291 from the Agency for Healthcare Research and Quality. The content is solely the responsibility of the authors and does not necessarily represent the official views of the Agency for Healthcare Research and Quality. The authors have no financial conflicts of interest to report. Dr. Sommers currently serves part-time as an advisor in the Office of the Assistant Secretary for Planning and Evaluation, at the U.S. Department of Health and Human Services (HHS). This paper does not represent the views of HHS. We greatly appreciate the insights and information provided by state Medicaid officials in the study.

uninsured adults. Officials predicted most Medicaid applications will come via state-based Exchanges (32%), navigators (23%), or directly to Medicaid (45%); none thought Healthcare.gov would be the primary means of Medicaid enrollment. Over 95% think expanded coverage will improve beneficiaries' health care and health. 57% expect the expansion to produce state savings; however, 29% expect net costs to their state over the next decade. 73% viewed it as "possible" or "likely" that the federal government will reduce the federal share of costs due to budget pressures. Lack of specialists accepting Medicaid (50%) and coverage churning (45%) were described as the most likely potential barriers to care. States are taking a range of approaches to facilitate enrollment and promote continuity of coverage between Medicaid and Exchanges.

I. INTRODUCTION

As of November 2013, 26 states have chosen to expand Medicaid under the Affordable Care Act (ACA) to individuals up to 138% of the federal poverty level.¹ In these states, Medicaid agencies are facing one of the largest implementation challenges in the program's history. We undertook a survey of high-ranking Medicaid officials in these states to assess their priorities, expectations, and programmatic decisions related to the coming expansion.

The Medicaid expansion poses major challenges in the domains of enrollment, management of health care costs, and providing adequate access to services for beneficiaries. Previous research documents that millions of individuals eligible for Medicaid are currently not enrolled and remain uninsured,² suggesting that state outreach strategies may underpin the success or failure of the ACA's coverage expansion. With the problematic launch of the federal Marketplace in October 2013, concerns have grown about the ability of states and the federal government to enroll eligible individuals.³

New enrollment among previously-eligible individuals (the so-called "woodwork effect" or "welcome-mat effect") also may have major budget implications for states, since they will have to pay a larger share of costs for this group.^{4,5} More generally, with spending on Medicaid increasing significantly in recent years, cost projections and approaches to managing program costs are critical and have played a key role in states' debates over whether to expand Medicaid in 2014.⁶

Lastly, recent studies have demonstrated Medicaid's value in expanding access to needed services, with somewhat conflicting results regarding its impact on various health measures.⁷⁻⁹ At the same time, the program is faced by ongoing limitations in terms of

the number of providers willing to care for Medicaid patients¹⁰⁻¹² and potential disruptions in coverage over time under the ACA, as patients cycle in and out of Medicaid eligibility.^{13,14} While the Center for Medicare and Medicaid Services (CMS) has recently put out guidance to states on potential options to mitigate the impact of such coverage churning, as well as to increase enrollment more generally,¹⁵ it remains unclear how many states are pursuing various options along these lines.

With major policy changes underway for nearly all aspects of the Medicaid program, understanding the perspectives of state leaders is critical. One recent article examined governors' perspectives on the Medicaid expansion,⁶ but in this study, we targeted state Medicaid directors to focus on those officials actively supervising the details of implementation, who may be closest to the everyday operational realities of the expansion. Two recent reports featuring surveys of Medicaid officials have focused on fiscal concerns and issues of integration of care.^{16,17} Our study aims to build on this body of knowledge in the context of the quickly-changing political environments at the state and federal levels, while covering a more comprehensive set of policy issues. Furthermore, by focusing specifically on those experiences of officials in states expanding Medicaid for 2014, we were able to explore in more depth the specific policies states are pursuing in the areas of outreach and enrollment, cost control, and improving access to care for newly-eligible adults.

Overall, our key findings – described in Section III – show that Medicaid officials in expanding states were optimistic about the success of enrollment efforts, with community-based assistance predicted to play a large role in ensuring high enrollment rates. However, state officials expressed concerns regarding costs to the state budget and

remaining barriers to accessing care for newly-eligible beneficiaries. Officials unanimously reported a heavy reliance on delivery system and payment reform to help control costs, with managed care also playing a key role. Despite implementation challenges, Medicaid officials surveyed in our study predicted that the expansion will deliver positive effects on health, access to care, and financial protection for those newly-eligible for Medicaid coverage.

II. METHODS

A. Study Design

We used a structured in-depth survey of Medicaid directors in states expanding Medicaid in 2014 to investigate key policy issues relating to the expansion. We contacted the current Medicaid directors in all 26 expanding states including Washington D.C. (see Appendix for list of expanding states), in cooperation with co-investigators at the Center for Health Care Strategies, a non-profit organization that provides technical assistance to state Medicaid officials across the country. Respondents were first contacted with general information about the study and informed that participation was voluntary and confidential. After respondents consented, they were sent the survey and invited to participate in a telephone call to review their responses.

We obtained responses from 23 of 26 states (88% response rate), with interviews conducted between July 8 and November 5, 2013. All but two interviews were completed before the ACA's open enrollment period began on October 1. In 18 states (78%) we spoke with the Medicaid director, and in the remaining five (22%) we spoke with other high-ranking Medicaid officials appointed by the director to complete the survey. To protect confidentiality, we are unable to provide further details on the official

titles or state of origin for each respondent. Our study was exempted from review by the Harvard Institutional Review Board, since it consisted of interviews with public officials about their public roles.

B. Survey Development

Topics selected for inclusion in the survey were based on major policy challenges in Medicaid identified in prior research,^{2,4,7-14,18-20} and a series of semi-structured interviews conducted from December 2012 to February 2013 with six Medicaid directors who had previous experience implementing coverage expansions.²¹ Survey domains included outreach efforts and predictions regarding enrollment; the role of pre-existing state programs as a basis for the Medicaid expansion; cost-control mechanisms and budget projections; potential barriers to care for new enrollees; and major implementation challenges (See Appendix for survey instrument). The survey was pilot-tested with two former Medicaid directors and refined based on multiple rounds of feedback.

C. Data Analysis

We analyzed survey responses using descriptive statistics of frequencies and means. Results are based on the total number of respondents to each item; the denominator for each question excludes item non-response. For several variables of interest, we conducted bivariate analyses based on policy-relevant characteristics, such as the state's expected budgetary impact of the expansion, and whether states will have state-run versus federally-assisted Exchanges under the ACA²² (the federal Exchange was recently renamed a Marketplace, though our survey instrument referred to "Exchanges,"

so we primarily use that terminology here). We tested for bivariate associations in the survey responses using chi-square tests for categorical data and Wilcoxon rank-sum tests for ordinal data.

D. Limitations

Our analysis has several limitations. The first is the small sample size. While our survey attained a very high response rate (88%) in a time of tremendous time constraints on state officials, we were restricted by the number of states expanding Medicaid for 2014. Thus our results are primarily useful at a descriptive level, with limited power for identifying statistical significance. Second, many survey questions asked about officials' perceptions or projections for the Medicaid expansion. Such responses are subjective and may not have been supported by actual data; but they provide a useful portrait of the perceptions of state Medicaid leaders and may be prescient in identifying key challenges in the ACA expansion.

Lastly, despite the assurance of confidentiality and questions designed to be neutral, social desirability bias may have affected officials' responses. This may have been particularly the case when considering questions that could cast their programs or states in a negative light, or undermine political support for their policies. Nonetheless, the officials surveyed offered numerous examples of concerns or challenges they are facing in their program, suggesting that most respondents were not providing an overly varnished view of the Medicaid expansion.

III. RESULTS

A. Enrollment in the Medicaid Expansion

Overall, predictions of enrollment were optimistic. Table 1 summarizes responses regarding the coverage impacts of the expansion. 76% of respondents estimated that between half and three-quarters of newly-eligible uninsured adults in their state will sign up for Medicaid. Two states predicted that 76-90% will participate, while three predicted enrollment will be under 50%. The vast majority of state Medicaid officials (73%) reported that they also expect “moderate” or “large” enrollment increases among individuals previously eligible for Medicaid that had not yet signed up for the program (the woodwork effect).

The majority of states (55%) have pre-existing state-funded insurance programs for low-income adults that will be partially or fully replaced by the Medicaid expansion in 2014. Half of these states have small programs, comprising less than 25% of their Medicaid expansion; however, four states expect that the majority of new enrollment in Medicaid in 2014 will come from transferring individuals enrolled in pre-existing programs.

When asked what single factor will have the largest impact on whether newly-eligible individuals enroll in Medicaid in their state, 59% of officials indicated “active outreach and community-based application assistance, ” while 18% answered public education efforts. Figure 1 presents policies that states are employing to encourage enrollment, with new information technology (IT) systems (100%), use of administrative data to reduce paperwork burden on applicants (91%), and use of enrollment facilitators (86%) the most common approaches.

Overall, officials expect most Medicaid applications to come via state-based Exchanges (32%), navigators / outreach assistance (23%), or directly to Medicaid (45%); none expected Healthcare.gov to be the primary means of Medicaid enrollment. Table 2 shows the expected paths of enrollment for new applicants, depending on each state's Exchange type. All states with federally-facilitated or partnership Exchanges expect direct applications to the Medicaid agency to be the primary enrollment pathway. In contrast, states with state-based Exchanges expect that most applicants will come via their Exchange or navigator / outreach assistance.

B. Costs of the Medicaid Expansion

The majority of officials (57%) predicted that the Medicaid expansion will result in savings for their state's budget over the next decade when factoring in offsetting savings in uncompensated care and pre-existing state-funded insurance programs. 14% predicted budget neutrality, but a sizable minority (29%) expect increased state spending on Medicaid (Figure 2).

We probed the reasons for these predictions, based on the components of potential state costs – reduced spending on uncompensated care, the extra expenses engendered by the woodwork effect, replacement of state-financed insurance programs with federal Medicaid dollars, and expectations about federal spending on Medicaid over the next decade. Table 3 presents these results for the full sample, and Table 4 presents them stratified by each state's predicted overall budget impact.

The sharpest difference underlying distinct budget expectations for the expansion was the perceived likelihood that the federal government will cut the Federal Medical

Assistance Percentage (the “match rate”) promised in the ACA due to budget pressures over the next decade. Overall, 73% of officials said such a cut is “possible,” “somewhat likely,” or “nearly certain.” This figure was 100% among officials predicting state costs to increase under the expansion (including one official who felt it was “nearly certain”), versus 58% among those expecting budget savings ($p=0.02$).

Other cost-related differences in responses were suggestive but not statistically significant. Among states expecting net savings, 67% have pre-existing programs that will substitute federal dollars for state funds in 2014, compared to only 33% among states predicting net costs from the expansion ($p=0.18$). 100% of states expecting higher costs under the expansion envision at least a “moderate” woodwork effect, compared to 58% among states expecting budget savings from the expansion ($p=0.17$). Expected reductions in state spending on uncompensated care were similar for the two groups.

In terms of cost-containment, 95% cited new payment models or new care delivery models as one of the two most promising ways to control program costs. The most common examples mentioned were patient-centered medical homes, accountable care organizations (ACOs), and improved coordination of services for dually-eligible individuals enrolled in both Medicaid and Medicare. 55% of respondents viewed Medicaid managed care as a promising way to reduce costs. Officials reported that the vast majority of the newly-eligible population in their states will be enrolled in Medicaid managed care, with 11 states reporting that between 76 and 99% of new beneficiaries would be in managed care, and 9 states predicting 100% in managed care. Zero respondents identified cutting reimbursement to providers or limiting covered benefits as key cost-control options.

C. Access to Care

Table 5 presents responses regarding the expected impact of the expansion on access to care for low-income Americans. Officials were nearly unanimous that expanded Medicaid would help families pay their bills (95%), improve access to care (95%), improve health (100%), and reduce the burden of uncompensated care on providers (100%). When asked about potential adverse effects of the Medicaid expansion, 14% said it could foster dependency, and 36% said it has the potential to “overload the health care system” and make it harder for other insured individuals to get needed care.

When asked to name up to two potential barriers to care for new Medicaid beneficiaries in their state, the most common answers were a lack of specialty providers accepting Medicaid (50%) and disruptions in coverage over time (45%). A smaller share (27%) cited a lack of primary care providers accepting Medicaid, and 18% indicated that “cultural or non-economic barriers” – such as language differences and attitudes towards health care – could interfere with access to services. 23% predicted no major access barriers for Medicaid beneficiaries in their states.

With regard to the ACA’s 2013-2014 increase in primary care payment rates in Medicaid, the consensus among 67% of officials was that this policy would only produce a “small increase in the number of providers” accepting Medicaid in their states, with 24% predicting no impact at all, and only 10% expecting large increases in provider participation in Medicaid.

While disruptions in coverage over time were an important concern, 64% of officials agreed with the statement that enrollment and coverage in 2014 between Medicaid and the Exchange will be “well-integrated” in their state (71% for state-based Exchanges, 50% for the federal Exchange, $p=0.28$). Figure 3 shows that states have taken a variety of approaches to address the impact of churning on continuity of coverage and care. 85% plan to extend Medicaid coverage through the end of the month for people transitioning to Exchange plans, which many states were already doing in their standard managed care contracts. 61% said that they have encouraged the same plans and insurers to participate in both Medicaid and the Exchange, and 43% have encouraged plans to adopt consistent provider networks across the different programs. More dramatic steps were being considered by a smaller number of states. Five states plan to adopt 12-month continuous eligibility for adults in Medicaid via an 1115 waiver, an option recently announced by CMS.¹⁵ Seven states are considering creating a Basic Health Program in place of Exchange coverage for individuals up to 200% of the federal poverty level,²³ and four states are planning to use Medicaid dollars to purchase Exchange coverage for all or some (e.g. pregnant women above 133% FPL) Medicaid-eligible individuals – for instance the so-called Arkansas model, in which the Medicaid expansion will occur almost entirely in the private market via Exchange coverage.²⁴

D. Implementation Challenges

As shown in Table 6, when asked to identify the top two implementation challenges faced by their state, the most common responses from Medicaid officials were creating information technology systems to process applications (59%), coordinating

coverage with the Exchanges (41%), and outreach and enrollment efforts (32%). Fewer officials identified delays in policy or legislative decision-making (14%) and converting to the Modified Adjusted Growth Income (MAGI) eligibility standard (14%) as key challenges.

IV. DISCUSSION

In this survey of Medicaid directors and other program officials in states expanding Medicaid in 2014, we explored these officials' intimate knowledge gained from overseeing state programs and their responsibility for programmatic success. In their responses to a wide-ranging exploration of current policy issues, we found a mix of cautious optimism and significant concerns. We expected officials in these states to be quite positively disposed towards the benefits of Medicaid expansion, but the picture that emerged was more nuanced. Expectations are optimistic regarding the law's impact on coverage and access to care, but potential fault lines emerged related to the expansions' costs.

Nearly three-quarters of state officials think it possible, likely, or nearly certain that the federal government will scale back its funding commitment, ultimately requiring greater expenditures by states to cover newly-eligible individuals. For 2014-2016, the ACA requires the federal government to pay 100% of these costs, making it nearly impossible for state costs to increase in the short-term, other than via a large woodwork effect.²⁵ While the ACA federal share is scheduled to decline to 90% by 2020, this is still far higher than the traditional Medicaid match rate, which currently ranges from 50 to 75% depending on the state. Though Congress has never voted to cut the match rate (and

has raised it temporarily on several occasions, most recently during the 2009 recession), the issue has become a point of contention among state and federal leaders debating the Medicaid expansion.⁶

Costs were not the only concern. A significant minority worried about deleterious impacts on access to care for previously insured populations, as the system strains to absorb additional demand from new beneficiaries. Similar concerns were voiced for previous coverage expansions, though one recent study of Medicare beneficiaries in Massachusetts found no adverse impact of that state's expansion in 2007.²⁶ Officials also worried about the availability of specialist physicians in Medicaid (and to a lesser extent primary care physicians). Few believed that the ACA's primary care payment increase would have a significant impact, consistent with preliminary reports of limited effectiveness.²⁷ These results suggest that payment changes alone (especially of a temporary nature) may be inadequate to increase the supply of physicians willing to treat patients with Medicaid, and other studies have shown that non-financial factors – such as administrative hassles and the social and clinical complexity of patients – also deter physicians from participating in Medicaid.²⁸

Finally, officials anticipate challenges for beneficiaries based on frequent eligibility changes for Medicaid and Exchange coverage, as family incomes fluctuate. Despite 64% of respondents indicating that the Exchanges and Medicaid will be well-integrated in their states, many officials reported that coordination between Medicaid and the Exchange was a major implementation challenge. States are planning a variety of policies to improve continuity of care, ranging from encouraging the same health plans to participate in both markets to 12-month continuous eligibility for adults or the creation of

a Basic Health Program in 2015. This variation in policies presents an important opportunity for future research to elucidate which approaches are most effective at promoting stable coverage over time.

There were also areas where state Medicaid leaders were quite optimistic about the expansion. Predictions of enrollment among uninsured individuals were mostly between 50% and 75%. Enrollment estimates among eligible adults prior to the ACA range from 60% to 67%,^{2,19} but this includes significant numbers of disabled people who traditionally have higher participation rates.²⁹ Thus, state officials predict enrollment among non-disabled adults who will make up the bulk of the expansion³⁰ to be relatively high compared to past experience. These high projections may be in part because more than half of these states are not starting from scratch, instead converting previous state-based insurance programs into Medicaid coverage. While this transfer can pose administrative challenges,²¹ it should make it easier to target eligible individuals.

In terms of enrollment efforts, technical changes in the application process or IT systems were very common, while only about half of states were planning any kind of media outreach. Less than one-third of states are planning to facilitate Medicaid participation by enrolling individuals in Medicaid using their eligibility in the Supplemental Nutrition Assistance Program (SNAP), but early reports from one state demonstrate how effective this approach can be: 56,000 newly-eligible individuals (an estimated 10% of the state's uninsured population) signed up for Oregon's Medicaid program in the first half of October, after their eligibility was determined based on enrollment in SNAP.³¹

Meanwhile, the most commonly-voiced implementation challenge was the difficulty creating information technology systems to process applications, a concern that has proven prescient given the poor performance of the federal Exchange during the initial open enrollment period. However, a silver lining is that none of these officials (all but two of whom were surveyed prior to October 1) reported that they were expecting most Medicaid applications to come via Healthcare.gov, instead either coming via State Exchanges or applications directly to the Medicaid agency. These predictions suggest that challenges experienced by the federal government's website likely will have much less impact for 2014 on Medicaid enrollment, compared to Exchange coverage.

In the domains of costs and access, state officials were bullish on Medicaid managed care. Most states reported that the vast majority of new enrollees will be in managed care, and not a single official voiced a concern that managed care networks or cost-sharing would pose significant barriers to care for beneficiaries. Furthermore, more than half of officials viewed the expansion of managed care as a key element in cost-control. While consistent with national trends regarding the expansion of Medicaid managed care, this enthusiasm is not yet matched by the evidence, which has been equivocal on whether managed care reduces Medicaid costs.¹⁸

Finally, despite the focused areas of concern discussed above, officials were nearly unanimous that overall the Medicaid expansion would significantly improve low-income adults' access to care, health, and financial circumstances.

In conclusion, as roughly half of the nation prepares to expand Medicaid to millions of Americans in 2014, both challenges and opportunities abound. In many states embarking on the expansion, high-ranking state Medicaid officials remain concerned

about the expansion's impact on state spending, especially the possibility that the federal government will not maintain its promised share of costs. In this context, one key federal approach that could bolster state efforts is escaping the current cycle of fiscal crises that cast uncertainty over future federal commitments. State officials also identified several potential barriers to care for individuals once enrolled in the program, such as the availability of participating specialists in Medicaid and disruptions in insurance over time. Meanwhile, officials are optimistic about their states' ability to get the majority of individuals enrolled in coverage, despite concerns about information technology. Overall, states are exploring a range of policy options to address these multifaceted concerns. As the expansions take effect over the coming years, future research will be critical to evaluate and improve upon these initial efforts.

Appendix

Expanding States

The following 26 states (including the District of Columbia, which we refer to as a “state” for brevity) comprised the study sample. Medicaid directors in each state were invited to participate in the survey. 23 of the 26 states ultimately participated in the study (response rate 88.5%).

Arizona
Arkansas
California
Colorado
Connecticut
District of Columbia
Delaware
Hawaii
Illinois
Iowa
Kentucky
Maryland
Massachusetts
Michigan
Minnesota
Nevada
New Jersey
New Mexico
New York
North Dakota
Ohio
Oregon
Rhode Island
Vermont
Washington
West Virginia

Survey Instrument

Note: *This is the full survey instrument, excluding the description of the study and background information for participants. Not all items below were presented in the paper due to space constraints.*

- 1) Which of the following do you see as potential benefits of expanding Medicaid to uninsured individuals? *Select YES or NO for each option.*

Then, please indicate the option you see as the *most important* benefit of expanding Medicaid, if any.

Option	Yes	No	Most Important
a. Expanded Medicaid helps families pay their medical bills.			
b. It improves families' access to health care.			
c. It improves health for its beneficiaries.			
d. It reduces the burden of uncompensated care on health care providers.			

- 2) Which of the following do you see as potential drawbacks of expanding Medicaid? *Select YES or NO for each option.*

Then, please indicate the option you see as the *most important* drawback of expanding Medicaid, if any.

Option	Yes	No	Most Important
a. Expanding Medicaid will be costly to the state budget.			
b. It will foster dependency among beneficiaries.			
c. It will harm people by putting them in a flawed program.			
d. It will overload the health care system, and may make it harder for other insured individuals to get needed care.			
e. It will increase unwanted federal involvement in our health care system, in place of state or local oversight.			

- 3) Some state officials have raised concerns that the federal government will have to cut the match rate (FMAP) promised in the ACA, due to budget pressures. What do you think the likelihood is that this will occur in the next decade? (*Choose ONE option*)
- Nearly impossible
 - Somewhat unlikely
 - Possible
 - Somewhat likely
 - Nearly certain
- 4) In 2013-2014, the Affordable Care Act requires Medicaid programs to pay Medicare rates for primary care physician services using federal dollars. What impact do you think this policy is having or will have in your state? (*Choose ONE option*)
- No change in provider participation in Medicaid
 - Small increase in the number of providers willing to participate in Medicaid
 - Large increase in the number of providers willing to participate in Medicaid
- 5) Which of the following do you see as the most promising ways to control program costs in Medicaid? (*Choose your TOP TWO options*)
- Restricting rates paid to providers
 - Limits on optional Medicaid benefits
 - Expanding Medicaid managed care
 - Scaling back Medicaid eligibility for certain groups
 - Increasing copayments
 - Implementing new payment models and/or new care delivery models
 - Other: _____

- 6) How would you describe the general level of support from the following stakeholders in your state towards **expanding Medicaid** under the Affordable Care Act? *Please circle **one** option from the scale for each stakeholder.*

	Strongly Oppose	Oppose	Neutral	Support	Strongly Support
a. Physicians:	1	2	3	4	5
b. Hospitals:	1	2	3	4	5
c. Insurance Companies:	1	2	3	4	5
d. Patient Advocates:	1	2	3	4	5
e. Business Community	1	2	3	4	5

- 7) Currently, only about 60-70% of adults who are currently eligible for Medicaid are enrolled in the program. Some have predicted that many uninsured but eligible individuals are likely to enroll in 2014, sometimes called the “woodwork effect.” Which of the following most closely matches your perspective on this issue *in your state?* (Choose **ONE** option):
- “I do not expect that the ACA will bring previously eligible individuals into Medicaid.”
 - “I expect that the ACA will bring a small number of previously eligible individuals into Medicaid.”
 - “I expect that the ACA will bring in a moderate number of previously eligible individuals into Medicaid.”
 - “I expect that the ACA will bring in a large number of previously eligible individuals into Medicaid.”

- 8) Please *circle ONE option* below to indicate the degree to which you agree with the following statement:

"Enrollment and coverage in 2014 between Medicaid and the Exchange will be well-integrated in our state."

Strongly Disagree	Disagree	Neutral	Agree	Strongly Agree
1	2	3	4	5

- 9) Among uninsured adults who will become *newly-eligible* for Medicaid in your state, what percentage of them do you think will sign up in 2014? (Do NOT include previous Medicaid-based expansions your state may have already implemented).

(Choose *ONE option*):

- a. Less than half (0-49%)
- b. Between half and three-quarters (50-75%)
- c. Between three-quarters and 90% (76-90%)
- d. More than 90%

- 10) Does your state have a pre-existing state- or locally-funded insurance program for low-income adults that will be replaced in part or in full by the Medicaid expansion in 2014? (Do NOT include previous Medicaid-based expansions your state may have already implemented).

- a. Yes –Name of Program: _____, then Go to QUESTION 11
- b. No – SKIP to QUESTION 12

- 11) What percentage of your state's expected new Medicaid enrollment in 2014 will come from individuals currently participating in pre-existing state or local insurance program(s)? (Choose *ONE option*)

- a. Less than 25%
- b. Between 25% and 50%
- c. Between 50% and 75%
- d. More than 75%

- 12) Of the following policy-related factors, which will have the **largest** impact on whether newly-eligible individuals sign up for Medicaid coverage in your state? (*Choose ONE option*):
- How easy or difficult the application process is
 - Adequate staffing to handle the volume of applications
 - The quality of the Medicaid program
 - Public education to inform people about the new coverage option
 - Active outreach and community-based assistance with applying (including enrolling people who already interact with the health care safety net)
- 13) Which of these steps, if any, has your state already taken or will take by 2014 to facilitate new Medicaid enrollment? (*Check all that apply*).

Options	Yes	No
a. Increasing administrative staff capacity to process applications		
b. Investing in new eligibility systems and information technology (IT)		
c. Using administrative data (e.g. for income, citizenship) to reduce paperwork burden for new applications and renewals		
d. Enrolling individuals into Medicaid based on Supplemental Nutrition Assistance Program (SNAP) eligibility		
e. Facilitate enrollment of parents based on income eligibility of their children in Medicaid or CHIP		
f. Setting up active enrollment facilitators in the community and/or conducting “in-reach” to enroll people who have already interacted with the health care safety net		
g. Conducting a media campaign to increase awareness of the expansion		

- 14) What do you think will be the primary pathway of enrollment through which newly eligible individuals will gain Medicaid coverage? (*Choose ONE option*):
- Individuals applying directly through the state Medicaid agency
 - Individuals applying directly through the Exchange/Marketplace
 - Through insurance brokers
 - Through Navigators or other application assistance services (including the assistance of health care providers)

- 15) What do you think will be the greatest barrier to care for new Medicaid beneficiaries in your state? (*Choose up to TWO options*)
- Lack of primary care providers who will accept Medicaid patients
 - Lack of specialty providers who will accept Medicaid patients
 - Inability to afford cost-sharing and copays
 - Restrictive managed care networks
 - Benchmark coverage may leave out important benefits
 - Cultural or non-economic barriers
 - Churning or disruptions in coverage over time
 - None of the above - barriers to care will not be a problem
- 16) What percentage of the newly-eligible Medicaid population in your state do you expect will be in managed care plans? (*Choose ONE option*):
- 0%
 - 1% - 25%
 - 26% - 50%
 - 51% - 75%
 - 76% - 99%
 - 100%
- 17) Which of the following most closely matches your perspective about the impact of the Medicaid expansion on your state's direct spending towards uncompensated care (such as state funding for mental health and substance abuse services, community health centers, public hospitals, and medical care for prisoners. Do NOT include Medicaid or DSH-related expenses)? (*Choose ONE option*)
- No impact on state spending for uncompensated care
 - Small reduction in state spending for uncompensated care
 - Medium reduction in state spending for uncompensated care
 - Large reduction in state spending for uncompensated care
- 18) Taking into account potential savings from reduced state spending on uncompensated care and/or from existing state insurance programs, balanced against the state's share of additional costs from expanded Medicaid coverage, do you expect the Medicaid expansion over the next decade will:
- Impose a cost to the state budget
 - Be budget-neutral for the state
 - Result in savings for the state budget

- 19) Researchers have predicted that many people will experience frequent changes in eligibility, potentially requiring them to switch back and forth between Medicaid and Qualified Health Plans sold through insurance Exchanges. What measures, if any, has your state taken or plan to take to address this issue in 2014? (*Check all that apply*):

Options	Yes	No
a. Encouraging the same insurers to participate in both Medicaid and Exchanges		
b. Encourage plans to align provider networks across the two programs		
c. Using the new option recently announced by CMS of a 12-month continuous eligibility period for adults in Medicaid, under a Section 1115 waiver		
d. Exploring the option of creating a Basic Health Program to cover all adults up to 200% of the federal poverty level		
e. Using Medicaid funds to cover newly-eligible adults in Exchange plans, instead of traditional coverage		
f. Requiring transition-of-care policies related to treatment and provider choice between Medicaid and Exchange plans, for some or all beneficiaries		
g. Extending Medicaid coverage through the end of the month for people transitioning to Exchange plans		

- 20) Please *circle ONE option* below to indicate the degree to which you agree with the following statement:

“Our state Medicaid department is equipped with the necessary funds and resources to manage the influx of newly-eligible individuals come 2014”.

**Strongly
Disagree**

Disagree

Neutral

Agree

**Strongly
Agree**

1

2

3

4

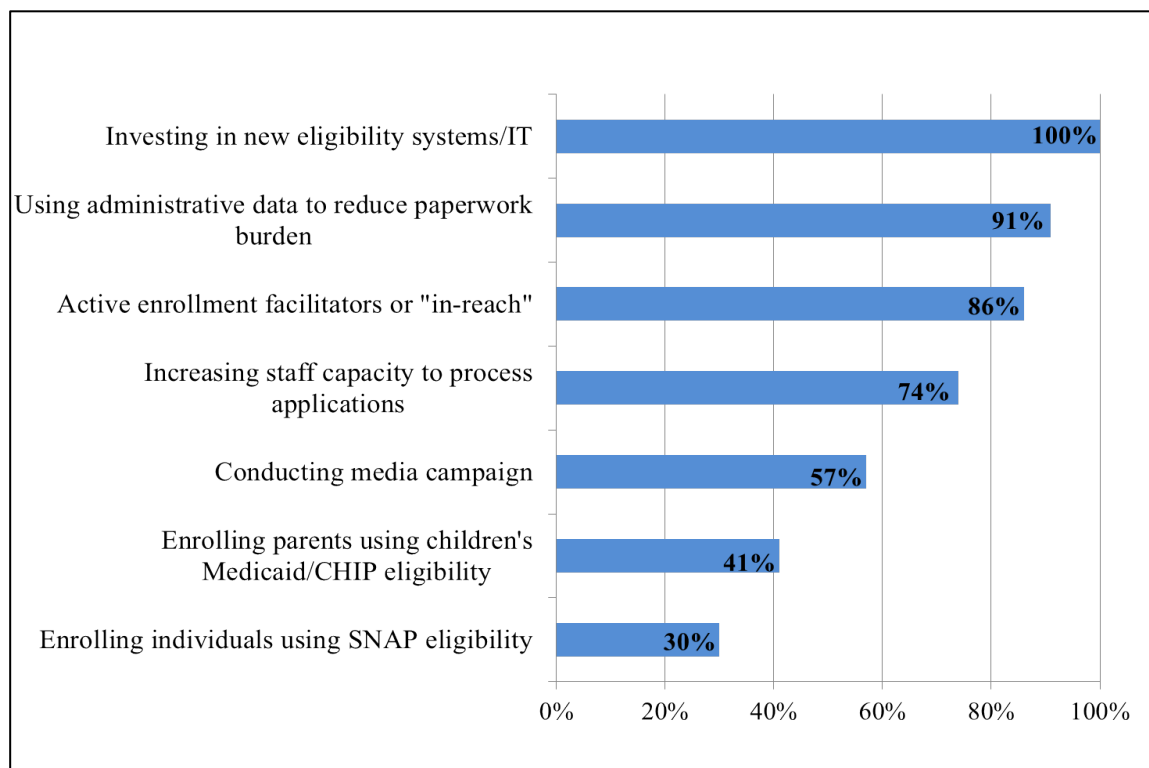
5

- 21) What do you see as your state's two biggest implementation challenges for the 2014 Medicaid expansion? (*Choose your TOP TWO options.*)
- a. Outreach and enrollment efforts
 - b. Coordinating coverage with the Exchange
 - c. Converting to the Modified Adjusted Gross Income (MAGI) eligibility standard
 - d. Ensuring provider adequacy for new Medicaid beneficiaries
 - e. Meeting the needs of newly-eligible individuals with chronic health conditions
 - f. Reduction in Disproportionate Share (DSH) payments to hospitals
 - g. Controlling Medicaid program costs
 - h. Creating information technology (IT) systems to process applications
 - i. Delays in state legislative or policy decision-making
- 22) In which of the areas listed in the previous question would your state benefit the most from technical assistance, either from external consultants and/or CMS? (*Choose up to TWO options.*)
- a. Outreach and enrollment efforts
 - b. Coordinating coverage with the Exchange
 - c. Converting to the Modified Adjusted Gross Income (MAGI) eligibility standard
 - d. Ensuring provider adequacy for new Medicaid beneficiaries
 - e. Meeting the needs of newly-eligible individuals with chronic health conditions
 - f. Reduction in Disproportionate Share (DSH) payments to hospitals
 - g. Controlling Medicaid program costs
 - h. Creating information technology (IT) systems to process applications
 - i. Delays in state legislative or policy decision-making

REFERENCES

1. Status of State Action on the Medicaid Expansion Decision, as of July 1, 2013. Kaiser Family Foundation, 2013. (Accessed at <http://kff.org/medicaid/state-indicator/state-activity-around-expanding-medicaid-under-the-affordable-care-act/>.)
2. Kenney GM, Lynch V, Haley J, Huntress M. Variation in Medicaid eligibility and participation among adults: implications for the Affordable Care Act. *Inquiry* 2012;49:231-53.
3. Lindeman, R. State Medicaid Agencies Reporting Problems in New Exchange-Linked Enrollment System. Bloomberg News, 16 Oct 2013.
4. Sommers BD, Epstein AM. Why states are so miffed about Medicaid--economics, politics, and the "woodwork effect". *N Engl J Med* 2011;365:100-2.
5. Sonier J, Boudreaux MH, Blewett LA. Medicaid 'welcome-mat' effect of affordable care act implementation could be substantial. *Health Aff (Millwood)* 2013;32:1319-25.
6. Sommers BD, Epstein AM. U.S. governors and the Medicaid expansion--no quick resolution in sight. *N Engl J Med* 2013;368:496-9.
7. Finkelstein A, Taubman S, Wright BJ, et al. The Oregon health insurance experiment: evidence from the first year. Cambridge, MA: National Bureau of Economic Research; 2011.
8. Sommers BD, Baicker K, Epstein AM. Mortality and Access to Care among Adults after State Medicaid Expansions. *N Engl J Med* 2012.
9. Baicker K, Taubman S, Allen H, et al. The Oregon Experiment - Effects of Medicaid on Clinical Outcomes. *N Engl J Med* 2013;368:1713-22.
10. Decker SL. In 2011 nearly one-third of physicians said they would not accept new Medicaid patients, but rising fees may help. *Health Aff (Millwood)* 2012;31:1673-9.
11. Decker SL. Two-thirds of primary care physicians accepted new Medicaid patients in 2011–12: a baseline to measure future acceptance rates. *Health Aff (Millwood)* 2013;32:1183-7.
12. Cunningham PJ. State variation in primary care physician supply: implications for health reform Medicaid expansions. *Res Brief* 2011:1-11.
13. Buettgens M, Nichols A, Dorn S. Churning Under the ACA and State Policy Options for Mitigation. Washington, DC: Urban Institute; 2012.
14. Sommers BD, Rosenbaum S. Issues in health reform: how changes in eligibility may move millions back and forth between medicaid and insurance exchanges. *Health Aff (Millwood)* 2011;30:228-36.
15. Mann C. Facilitating Medicaid and CHIP Enrollment and Renewal in 2014. In. Baltimore, MD: Centers for Medicare & Medicaid Services; 2013.
16. Smith VK, Gifford K, Ellis E, Rudowitz R, Snyder L. Medicaid in a Historic Time of Transformation: Results from a 50-State Medicaid Budget Survey for State Fiscal Years 2013 and 2014. Washington, DC: Kaiser Commission on Medicaid and the Uninsured; 2013.
17. Heberlein M, Brooks T, Aiker J, Artiga S, Stephen J. Getting into Gear for 2014: Findings from a 50-State Survey of Eligibility, Enrollment, Renewal, and Cost-Sharing Policies in Medicaid and CHIP, 2012-2013. Washington, D.C.: Kaiser Family Foundation; 2013.

18. Sparer M. Medicaid managed care: Costs, access, and quality of care: Robert Wood Johnson Foundation; 2012.
19. Sommers BD, Epstein AM. Medicaid expansion--the soft underbelly of health care reform? *N Engl J Med* 2010;363:2085-7.
20. Kenney GM, McMorro S, Zuckerman S, Goin DE. A decade of health care access declines for adults holds implications for changes in the affordable care act. *Health Aff (Millwood)* 2012;31:899-908.
21. Sommers BD, Arntson E, Kenney GM, Epstein AM. Lessons from Early Medicaid Expansions under Health Reform: Interviews with Medicaid Official. *Medicare Medicaid Res Rev* 2013;3:E1-E23.
22. State Decisions for Creating Health Insurance Marketplaces. Kaiser Family Foundation, 2013. (Accessed at <http://kff.org/health-reform/state-indicator/health-insurance-exchanges/>.)
23. Hwang A, Rosenbaum S, Sommers BD. Creation of state basic health programs would lead to 4 percent fewer people churning between Medicaid and exchanges. *Health Aff (Millwood)* 2012;31:1314-20.
24. Rosenbaum S, Sommers BD. Using Medicaid to buy private health insurance--the great new experiment? *N Engl J Med* 2013;369:7-9.
25. Dorn S, Buettgens M. Net Effects of the Affordable Care Act on State Budgets. Washington, DC: Urban Institute; 2010.
26. Joynt KE, Chan D, Orav EJ, Jha AK. Insurance expansion in Massachusetts did not reduce access among previously insured Medicare patients. *Health Aff (Millwood)* 2013;32:571-8.
27. Bricklin-Small D, McGinnis T. Improving the Medicaid Primary Care Rate Increase. New York, NY: Commonwealth Fund; 2013.
28. Sommers AS, Paradise J, Miller C. Physician willingness and resources to serve more medicaid patients: perspectives from primary care physicians. *Medicare Medicaid Res Rev* 2011;1.
29. Sommers BD, Tomasi MR, Swartz K, Epstein AM. Reasons for the wide variation in medicaid participation rates among States hold lessons for coverage expansion in 2014. *Health Aff (Millwood)* 2012;31:909-19.
30. Kenney GM, Zuckerman S, Dubay L, et al. Opting in to the Medicaid Expansion under the ACA: Who Are the Uninsured Adults Who could Gain Health Insurance Coverage? Washington DC: Urban Institute; 2012.
31. Budnick N. Oregon cuts tally of people lacking health insurance by 10 percent in two weeks. *The Oregonian* 2013 17 October 2013.

Figure 1: State Enrollment and Outreach Strategies**Notes:**

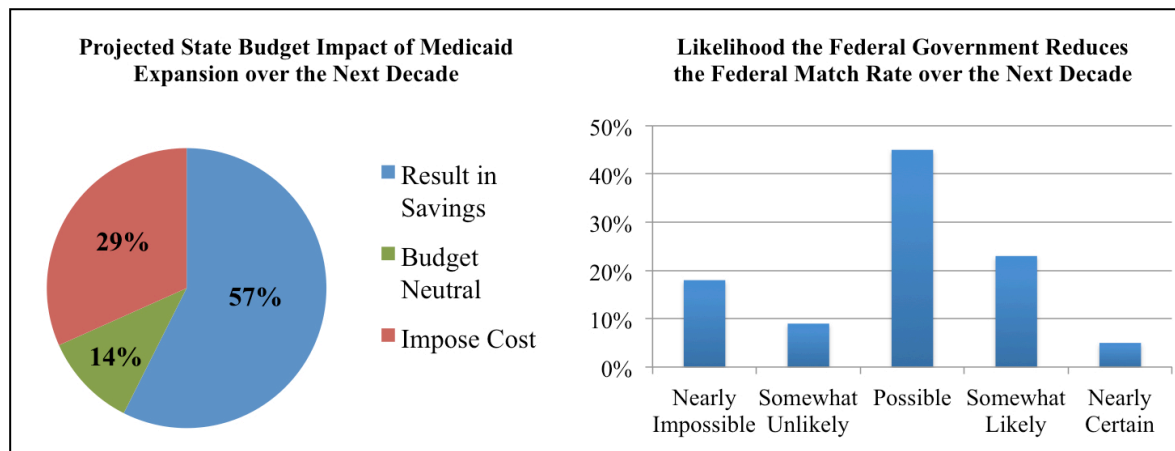
Percentages for each question exclude item non-response. Full survey sample size, N = 23.

IT: Information Technology

CHIP: Children's Health Insurance Program

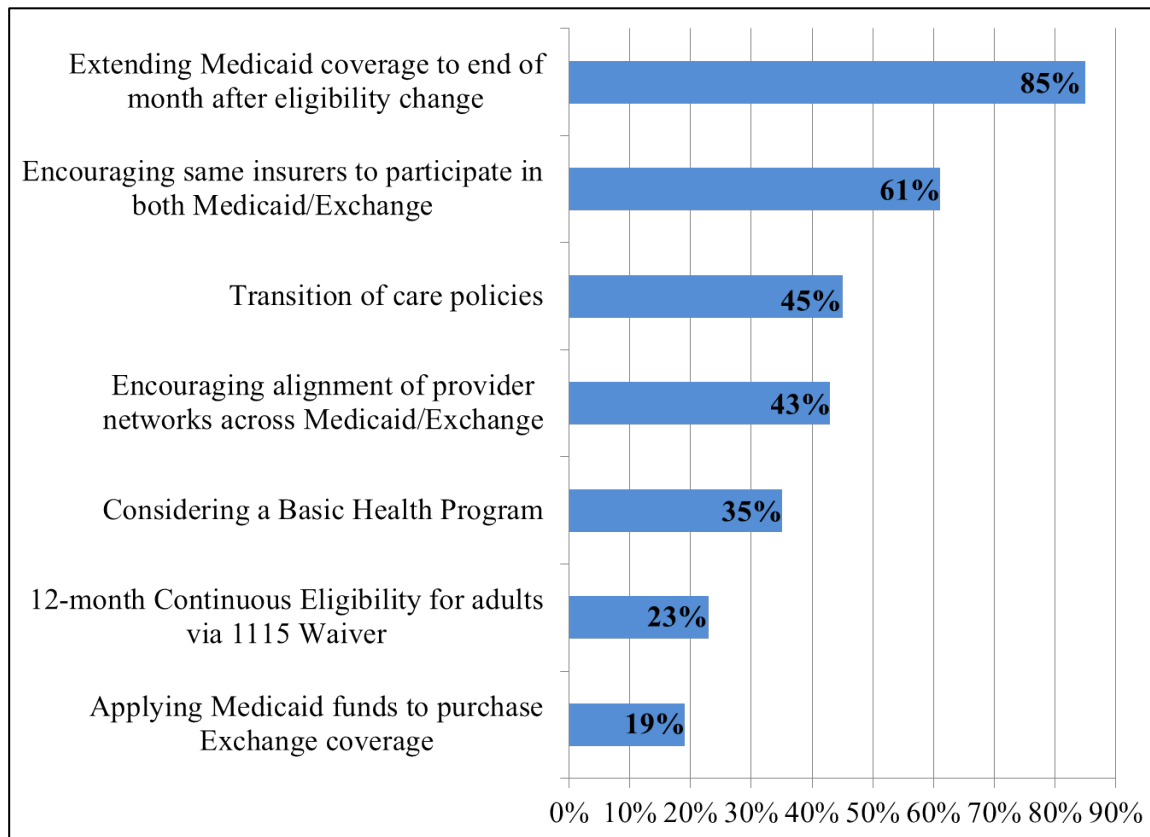
SNAP: Supplemental Nutritional Assistance Program, formerly known as "food stamps"

Figure 2: Predicted Cost Impact of Medicaid Expansion and Likelihood of Reduction in the Federal Match Rate Over the Next Decade



Notes:

Percentages for each question exclude item non-response. Full survey sample size, N = 23.

Figure 3: State Strategies to Stabilize Coverage and Prevent Disruptions in Care**Notes:**

Percentages for each question exclude item non-response. Full survey sample size, N = 23.

Table 1: State Medicaid Officials' Expectations Regarding Medicaid Enrollment

Survey Item	Number (%)
<i>Predicted take-up of Medicaid among newly-eligible adults</i>	
— Less than 50%	3 (14%)
— Between 50 and 75%	16 (76%)
— Between 76% and 90%	2 (10%)
— Greater than 90%	0 (0%)
<i>Predicted impact of the ACA on Medicaid enrollment among previously-eligible uninsured individuals (the “woodwork effect”)</i>	
— No effect	0 (0%)
— Small number of previously eligible individuals will enroll	6 (27%)
— Moderate number of previously eligible individuals will enroll	15 (68%)
— Large number of previously eligible individuals will enroll	1 (5%)
<i>State has a pre-existing state- or locally-funded insurance program for low-income adults that will be replaced by the ACA expansion</i>	
— Yes	12 (55%)
— No	10 (45%)
<i>Of those with pre-existing programs, percentage of 2014 expansion enrollment expected to come from individuals currently in those programs</i>	
— Less than 25%	6 (50%)
— Between 25% and 50%	2 (17%)
— Between 51% and 75%	3 (25%)
— More than 75%	1 (8%)
<i>Most important determinant of take-up among newly-eligible individuals</i>	
— Active outreach and community-based assistance with applying	13 (59%)
— Public education	4 (18%)
— Adequate staffing to handle application volume	3 (14%)
— Ease of application process	1 (5%)
— Quality of the Medicaid program	0 (0%)
<i>Medicaid department staffing and resource adequacy for 2014†</i>	
— Agree that staffing and resources are adequate	13 (59%)
— Disagree that staffing and resources are adequate	4 (18%)
— Neither agree nor disagree	5 (23%)
<i>Primary expected pathway for Medicaid enrollment in 2014</i>	
— Through the state Medicaid agency	10 (45%)
— Through the Exchange	5 (23%)
— Through navigators or other application assistance services	5 (23%)
— Through single integrated Medicaid-Exchange interface*	2 (9%)
— Through insurance brokers	0 (0%)

Notes:

Percentages for each question exclude item non-response. Full survey sample size, N = 23.

† Respondents were asked to respond on a five-point Likert scale ranging from “strongly disagree” to “strongly agree” for the following statement: “Our state Medicaid department is equipped with the necessary funds and resources to manage the influx of newly-eligible individuals come 2014.” We collapsed these categories into three for brevity.

* This was not an original option on the survey instrument, but two states answered this, explaining that there would be no distinction between the Medicaid and Exchange enrollment process in their states.

Table 2: State Medicaid Officials' Expectations Regarding Application Pathway, by State Exchange Type

Expected Application Pathway for Most Individuals Newly-Eligible for Medicaid	Exchange Type		
	Federal Exchange	State-Based Exchanges	P-value for difference
Through the state Medicaid agency	8 (100%)	2 (14%)	0.002
Through single integrated Medicaid-Exchange interface*	0 (0%)	2 (14%)	
Through the Exchange	0 (0%)	5 (36%)	
Through insurance brokers	0 (0%)	0 (0%)	
Through navigators or other application assistance services	0 (0%)	5 (36%)	

Notes:

Percentages for each question exclude item non-response. Full survey sample size, N = 23.

“Federal Exchange” includes states with Federal-State Partnership Exchanges (5) and the Federally-Facilitated Exchange (1). P-value is based on chi-square test comparing all categories, by federal versus state-based Exchanges.

* This was not an original option on the survey instrument, but two states answered this, explaining that there would be no distinction between the Medicaid and Exchange enrollment process in their states.

Table 3: State Medicaid Officials' Expectations Regarding Costs and the Medicaid Expansion

Survey Item	Number (%)
<i>Effect of Medicaid expansion on your state's budget over next decade</i>	
— Impose a cost to the state budget	6 (29%)
— Be budget neutral for the state	3 (14%)
— Result in savings for the state budget	12 (57%)
<i>Likelihood of federal government reducing the match rate (FMAP) in the next decade</i>	
— Nearly impossible	4 (18%)
— Somewhat unlikely	2 (9%)
— Possible	10 (45%)
— Somewhat likely	5 (23%)
— Nearly certain	1 (5%)
<i>Impact of the Medicaid expansion on state spending for uncompensated care</i>	
— No impact	1 (5%)
— Small reduction in state spending	8 (36%)
— Medium reduction in state spending	11 (50%)
— Large reduction in state spending	2 (9%)
<i>Most promising approaches for controlling program costs†</i>	
— Implementing new payment models and/or new care delivery models	21 (95%)
— Expanding Medicaid managed care	12 (55%)
— Other*	8 (36%)
— Increasing copayments	1 (5%)
— Limits on optional Medicaid benefits	0 (0%)
— Scaling back Medicaid eligibility for certain groups	0 (0%)
— Restricting rates paid to providers	0 (0%)
<i>Proportion of newly-eligible individuals who will be in Medicaid managed care</i>	
— 0%	1 (5%)
— 1-25%	0 (0%)
— 26-50%	0 (0%)
— 51-75%	1 (5%)
— 76-99%	11 (50%)
— 100%	9 (41%)

Notes:

Percentages for each question exclude item non-response. Full survey sample size, N = 23.

† Respondents were asked to select up to two options for this item.

* “Other”: approaches included improved fraud-detection, educating providers about cost-effectiveness, and incentivizing healthy behaviors for patients.

Table 4: State Medicaid Officials' Expectations Regarding Costs of the Medicaid Expansion, Stratified by Overall Budget Predictions

Survey Item	Prediction of Medicaid Expansion's State Budget Impact Over the Next Decade		
	Costly to State Budget	Savings for State Budget	P-value
<i>Effect of Medicaid Expansion on Spending on Uncompensated Care</i>			
— No impact	1 (17%)	0 (0%)	0.67
— Small reduction	1 (17%)	4 (33%)	
— Medium reduction	4 (67%)	7 (58%)	
— Large reduction	0 (0%)	1 (8%)	
<i>Predicted impact of the ACA on Medicaid enrollment among previously-eligible uninsured individuals (the "woodwork effect")</i>			
— No effect	0 (0%)	0 (0%)	0.17
— Small number of previously eligible individuals will enroll	0 (0%)	5 (42%)	
— Moderate number of previously eligible individuals will enroll	6 (100%)	6 (50%)	
— Large number of previously eligible individuals will enroll	0 (0%)	1 (8%)	
<i>State has a pre-existing state- or locally-funded insurance program for low-income adults that will be replaced by the ACA expansion</i>			
— Yes	2 (33%)	8 (67%)	0.18†
— No	4 (67%)	4 (33%)	
<i>Of those with pre-existing programs, percentage of 2014 expansion enrollment expected to come from individuals currently in those programs</i>			
— Less than 25%	1 (50%)	4 (50%)	0.89†
— Between 25% and 50%	0 (0%)	0 (0%)	
— Between 50% and 75%	1 (50%)	3 (38%)	
— More than 75%	0 (0%)	1 (12%)	
<i>Likelihood of federal government reducing the match rate (FMAP) in the next decade</i>			
— Nearly impossible	0 (0%)	3 (25%)	0.02
— Somewhat unlikely	0 (0%)	2 (17%)	
— Possible	2 (33%)	5 (42%)	
— Somewhat likely	3 (50%)	2 (17%)	
— Nearly certain	1 (17%)	0 (0%)	

Notes: Percentages for each question exclude item non-response. Numbers may not sum to 100% due to rounding. 3 states answering that they expect the Medicaid expansion to be "Budget Neutral" were excluded from this stratified analysis, but are included in the full sample data in reported in Table 3.

†A measure combining the question on the existence of a pre-existing program with the percentage of enrollment expected from that program also did not differ significantly across the two groups, $p=0.21$.

**Table 5: State Medicaid Officials' Expectations
Regarding Access to Care in Medicaid**

Survey Item	Number (%)
<i>Benefits of expanded Medicaid (Yes/No for each)</i>	
— Improves families' access to health care	21 (95%)
— Reduces the burden of uncompensated care on health care providers	22 (100%)
— Improves health for its beneficiaries	21 (100%)
— Helps families pay their medical bills	21 (95%)
<i>Drawbacks of expanded Medicaid (Yes/No for each)</i>	
— It will overload the health care system, and may make it harder for other insured individuals to get needed care	8 (36%)
— It will foster dependency among beneficiaries	3 (14%)
— It will harm people by putting them in a flawed program	1 (5%)
<i>Greatest barrier(s) to care for new Medicaid beneficiaries in your state†</i>	
— Lack of specialty providers who accept Medicaid	11 (50%)
— Churning or disruptions in coverage over time	10 (45%)
— Lack of primary care providers accepting Medicaid	6 (27%)
— Cultural or non-economic barriers	4 (18%)
— Inability to afford cost-sharing and copays	0 (0%)
— Restrictive managed care networks	0 (0%)
— Benchmark coverage may leave out important benefits	0 (0%)
— Barriers to care will not be a problem	5 (23%)
<i>Impact of the primary care Medicaid payment increase for 2013-2014 on physician participation rates in Medicaid in your state</i>	
— No impact	5 (24%)
— Small impact	14 (67%)
— Large impact	2 (10%)

Notes:

Percentages for each question exclude item non-response. Full survey sample size, N = 23. Totals may not sum to 100% due to rounding.

† Respondents were asked to select up to two options for this item.

Table 6: State Medicaid Officials' Views of the Biggest Implementation Challenges for the 2014 Expansion

Survey Item	Number (%)
Creating information technology (IT) systems to process applications	13 (59%)
Coordinating coverage with the Exchange	9 (41%)
Outreach and enrollment efforts	7 (32%)
Converting to the Modified Adjusted Gross Income (MAGI) eligibility standard	3 (14%)
Delays in state legislative or policy decision-making	3 (14%)
Controlling Medicaid program costs	3 (14%)
Meeting the needs of newly-eligible individuals with chronic health conditions	3 (14%)
Ensuring provider adequacy for new Medicaid beneficiaries	2 (9%)
Reduction in Disproportionate Share (DSH) payments to hospitals	0 (0%)

Notes:

Respondents were asked to select up to two options for this item. Percentages for each question exclude item non-response. Full survey sample size, N = 23. Totals may not sum to 100% due to rounding.