



Co-evolution of strategy and structure in complex networks with dynamical linking

Citation

Pacheco, Jorge M., Arne Traulsen, and Martin A. Nowak. 2006. "Coevolution of Strategy and Structure in Complex Networks with Dynamical Linking." *Physical Review Letters* 97 (25). <https://doi.org/10.1103/physrevlett.97.258103>.

Permanent link

<http://nrs.harvard.edu/urn-3:HUL.InstRepos:41467475>

Terms of Use

This article was downloaded from Harvard University's DASH repository, and is made available under the terms and conditions applicable to Other Posted Material, as set forth at <http://nrs.harvard.edu/urn-3:HUL.InstRepos:dash.current.terms-of-use#LAA>

Share Your Story

The Harvard community has made this article openly available. Please share how this access benefits you. [Submit a story](#).

[Accessibility](#)



Published in final edited form as:

Phys Rev Lett. 2006 December 22; 97(25): 258103.

Co-evolution of strategy and structure in complex networks with dynamical linking

Jorge M. Pacheco^{1,2}, Arne Traulsen¹, and Martin A. Nowak^{1,3}

¹*Program for Evolutionary Dynamics, Harvard University, Cambridge MA 02138, USA*

²*Centro de Física Teórica e Computacional, Departamento de Física da Faculdade de Ciências, P-1649-003 Lisboa Codex, Portugal*

³*Department of Organismic and Evolutionary Biology, Department of Mathematics, Harvard University, Cambridge, MA 02138, USA*

Abstract

In most analytic studies of social networks carried out to date, networks have links which remain unchanged at all times. Hence, individuals have no control over the number, frequency or duration of their interactions with others. Here we introduce a model in which individuals differ in the rate at which they seek new interactions with others, making rational decisions modeled as general symmetric two-player games. Once a link between two individuals has formed, the productivity of this link is evaluated. Links can be broken off at different rates. We provide analytic results for the limiting cases where linking dynamics is much faster than evolutionary dynamics and vice-versa, and show how the individual capacity of forming new links or severing inconvenient ones maps into the problem of strategy evolution in a well-mixed population under a different game. For intermediate ranges, we investigate numerically the detailed interplay determined by these two time-scales and show that the scope of validity of the analytical results extends to a much wider ratio of time scales than expected.

Networks pervade all sciences [1–5]. During recent years, researchers have developed methods to characterize such networks, providing novel insights into the properties accruing to those networked systems and organizations. The classical social network metaphor [6] places individuals at the nodes of a network, the network links representing interactions or connections between those individuals. Citation networks, collaboration networks, co-authorship and movie co-acting networks, as well as the networks of sexual relations, all fall into this metaphoric representation [1–5]. Most analytical studies on this type of networks carried out to date have aimed to explain the emergence of the observed topological properties, as deduced from the empirical data. Networks, however, are dynamical entities, and in this sense the empirical information often only provides a fixed-time snapshot of networks which are continuously evolving. Furthermore, dynamical features of networks have been studied in connection with their growth, modeled in terms of the preferential attachment (or cumulative advantage) mechanism [1,6,7], via random addition and removal of nodes [2] or by imposing different forms of connectivity saturation [4,8–10]. Moreover, individual decisions to establish or remove/rewire a given link have been studied by numerical simulations [4,8–15]. Here we develop a new model which incorporates decisions of individuals when establishing new links or giving up existing links. Individuals are capable of making rational choices, modeled in terms of a game, associated with well defined strategies. We use evolutionary game theory [16–21] and study the dynamical co-evolution of individual strategies and network structure. We restrict our analysis to symmetric two-player games, although the model can be easily extended to games with an arbitrary number of strategies. We obtain analytical results which are formally valid in the extreme limits when one of the dynamics (strategy or structure) dominates the other, although our numerical simulations show that the range of validity of the

analytical results is much wider. The present model leads to *single-scale* networks as defined in [4], with associated cumulative degree distributions exhibiting fast decaying tails [4], as shown in Fig. 1. Such tails which decay exponentially or faster than exponential, leading to what are known as “broad-scale” and “single-scale” networks, respectively [4], are features which, together with a large variability in the average connectivity [1,2,5], characterize most real-world social networks [3,4]. We start by characterizing the networks emerging from our model. Subsequently, we introduce individuals who adopt definite strategies and make rational decisions by engaging in a game with others, studying how strategy and structure co-evolve. Finally, we strengthen the coupling between strategy and structure by letting individuals evaluate the productivity of links in which they participate.

Let us first consider the structural evolution in a population of two types of individuals (players), A and B , occupying the nodes of a network. The total population size is constant $N = N_A + N_B$. Links define interactions between individuals, being formed at certain rates and having specific lifetimes. The maximum possible number of AA , AB and BB links is respectively given by $N_{ij} = N_i(N_j - \delta_{ij})/(1 + \delta_{ij})$ ($i, j = \{A, B\}$). Suppose A and B players have a propensity to form new links denoted by α_A and α_B , such that ij links are formed at rates $\alpha_i\alpha_j$. The death rates are given by γ_{ij} (with associated lifetimes $\tau_{ij} = \gamma_{ij}^{-1}$). With these definitions the mean field equations governing what we call the Active Linking (AL) dynamics of this network are

$$\dot{X}_{ij} = \alpha_i\alpha_j(N_{ij} - X_{ij}) - \gamma_{ij}X_{ij}. \quad (1)$$

These differential equations lead to an equilibrium distribution of links given by $X_{ij}^* = N_{ij}\phi_{ij}$, where $\phi_{ij} = \alpha_i\alpha_j(\alpha_i\alpha_j + \gamma_{ij})^{-1}$ denotes the fraction of active links. In Fig. 1 we show how this model leads to stationary regimes of complex networks which can exhibit different degrees of heterogeneity. Note, in particular, the dependence of the stationary networks on the frequency of individuals of a given type will automatically couple network dynamics with the frequency-dependent evolutionary dynamics we introduce in the following.

Let us now introduce a game between A and B leading to frequency-dependent evolution of strategies. The game is given by the payoff-matrix M_{ij}

$$\begin{array}{c} AB \\ A \left(\begin{array}{cc} a & b \\ c & d \end{array} \right) \\ B \end{array}$$

In the stationary regime of Active Linking (AL) dynamics, the average fitness of A and B individuals is given by $f_i = \sum_j M_{ij} \phi_{ij} (N_j - \delta_{ij})$. It is noteworthy that these expressions are equivalent to the average payoffs of N_A and N_B players who play a game specified by the (rescaled) payoff-matrix $M'_{ij} = M_{ij}\phi_{ij}$ on a complete graph.

So far we have dealt with AL-dynamics. Let us now study how the frequencies of strategies A and B change under evolutionary game dynamics. We assume that the characteristic time-scale associated with AL-dynamics is T_a , whereas that associated with *strategy updating* is T_s .

Reproduction can be genetic or cultural. We adopt the pair-wise comparison rule, which provides a convenient framework of game dynamics at all intensities of selection [22]. Two individuals from the population, A and B are randomly chosen for update. The strategy of A will replace that of B with a probability given by the Fermi function $p = [1 + e^{-\beta(f_A - f_B)}]^{-1}$. The reverse will happen with probability $1-p$. The quantity β controls the intensity of selection.

For $\beta \rightarrow \infty$ the individual with the lower payoff deterministically adopts the strategy of the other individual. For $\beta \ll 1$, we recover the weak selection limit of the frequency dependent Moran process [23].

When $T_a \ll T_s$, AL proceeds much faster than strategy update on each node. Hence, the stationary regime of AL-dynamics determines the average payoff and fitness of individuals. This means that strategy evolution proceeds as in a well-mixed population of A and B players (complete graph) engaged in a game specified by the payoff-matrix $M'_{ij} = M_{ij}\varphi_{ij}$. Since AL-dynamics is fast, the dynamics of the system does not depend on the starting condition, and we can compute analytically the fixation probabilities of strategies A and B . The probability $\rho_A(k)$ that k A -players introduced into a population of B -players will take over the entire population is given by [22]

$$\rho_A(k) = \frac{\operatorname{erf}[\xi_k] - \operatorname{erf}[\xi_0]}{\operatorname{erf}[\xi_N] - \operatorname{erf}[\xi_0]}, \quad (2)$$

where $\operatorname{erf}(x)$ is the error function and $\xi_k = \sqrt{\frac{\beta}{u}}(ku + v)$. We have $2u = a' - b' - c' + d'$ and $2v = -a' + b'N - c'N + c'$. For $u = 0$, Eq. 2 simplifies to $\rho_A(k) = (e^{-2\beta vk} - 1)/(e^{-2\beta vN} - 1)$.

On the other hand, in the opposite limit where $T_a \gg T_s$, evolution will proceed according to the usual game dynamics [24–37] on a static network reflecting the initial configuration. If we start from a complete graph then Eq. (2) remains valid, except that u and v must be calculated employing the original payoff-matrix M_{ij} . If we start from another graph topology, analytical and numerical results for static networks apply instead [38–40]. Whenever $T_a \sim T_s$, one expects a detailed interplay between these two processes to drive co-evolution. This regime can be explored by computer simulations of AL-dynamics. As an example, we investigate the interaction between cooperators and defectors in the Prisoner's Dilemma (PD). A cooperator, C , pays a cost c for every link, and the partner of this link receives a benefit $b > c$. Defectors, D , pay no cost and distribute no benefits. The payoff-matrix becomes

$$\begin{array}{cc} & \begin{array}{c} C \\ D \end{array} \\ \begin{array}{c} C \\ D \end{array} & \begin{pmatrix} b-c & -c \\ b & 0 \end{pmatrix}. \end{array}$$

On complete graphs, cooperators are never advantageous compared to defectors. This means if $T_a \gg T_s$ cooperators are never favored by selection. On the other hand, if $T_a \ll T_s$, the effective payoff-matrix is different, and may not correspond anymore to a PD, that is, when AL dominates, the problem becomes equivalent to the evolutionary dynamics of a different game in a complete graph. The advantage of cooperators from AL can be captured by the parameter $r = (\phi_{CC} - \phi_{CD})/\phi_{CC}$ which provides a measure of the advantage of assortative interactions (CC -links) with respect to disassortative ones (CD -links). In terms of r , the PD is transformed into a coordination game whenever $r > c/b$, which is formally equivalent to Hamilton's rule of kin selection [41]. In strategy phase space, an unstable interior fixed point develops at a frequency of cooperators given by $N_C/N \approx (1-r)c/[r(b-c)]$. In other words, for $T_a \ll T_s$ fixation of cooperators is almost certain if the initial fraction of cooperators in the population exceeds this ratio. In Fig. 2 we provide numerical examples of this scenario, whereas in Fig. 3 we investigate the behavior of our co-evolutionary model as T_s/T_a increases. The results of Fig. 3 show how the ratio of time scales affects co-evolution of strategy and structure. In all cases we start from well-mixed populations (complete graphs). Clearly, not only the asymptotic behavior coincides with the analytic prediction but, perhaps more importantly, Fig.

3 shows that only for $0.01 \leq T_s/T_a \leq 0.1$ does the interplay between the two time scales deviate significantly from the analytic predictions.

Finally, let us further couple the dynamics of links and the dynamics of strategies by introducing payoff dependent AL-dynamics. An interesting coupling arises when we associate the propensity to form new links and the lifetime of different types of links with the productivity of those links assessed in terms of payoffs. Many possibilities can be readily envisaged, which will lead to different context-based justifications for the choices of parameters α_i and γ_{ij} . Here we explore the case in which cooperators and defectors share the same propensity to form new links $\alpha_C = \alpha_D$, whereas the lifetimes of ij -links are proportional to the average profit expected from that link. Other linear as well as non-linear alternatives are possible. A simple average relation, based on the expected outcome from different types of interactions leads to $\tau_{ij} = \kappa (M_{ij} + M_{ji})/2$ which yields $\tau_{CD} = \tau_{CC}/2$, whereas $\tau_{DD} = 0$. More generally, we may assume that $\tau_{CD} = \tau_{CC}/p$ with $p > 1$, maintaining $\tau_{DD} = 0$ (this results from the zero-entry in the payoff-

matrix). We may now express r in terms of the constant $\theta = \tau_{cc}\alpha_c^2$, obtaining $r = \frac{p-1}{p+\theta}$, an increasing function of p . The intuition behind this result is clear: The larger the value of p , that is, the smaller the lifetime of CD -links compared to CC -links, the smaller the value of b/c above which cooperation will thrive. Moreover, the larger the value of p the smaller the fraction of cooperators that is necessary to be initially present in the population for cooperation to dominate over defection in the resulting coordination game.

The transformation between a PD and a coordination game is not the only possible one: Inspection of ϕ_{ij} shows that other transformations are feasible. The Snowdrift Game (SG) has recently attracted a lot of attention, due to its potential biological relevance [31]. In the SG, a cooperator pays a cost c , but two cooperators share this cost. Whenever one player cooperates, both receive a benefit $b > c$, leading to the payoff matrix

$$\begin{array}{c|cc} & C & D \\ \hline C & b - \frac{c}{2} & b - c \\ D & b & 0 \end{array}.$$

For strong selection on complete graphs, the SG leads to a stable coexistence between cooperators and defectors, corresponding to a stable interior fixed point in strategy phase space at $N_C/N \approx (2b - 2c)/(2b - c)$, which may become especially small whenever $c \approx b$. Nonetheless, for large T_s/T_a the SG is effectively transformed into the Harmony game, for which 1 cooperator is enough to invade the entire population. For the payoff matrix above, the SG is effectively converted into a Harmony game whenever $r > c/(2b)$, where $r = (\phi_{CC} - \phi_{CD})/\phi_{CC}$ as above. If costs and benefits are the same, the assortment of interactions r has to be only half as high as for the transformation of the PD into a coordination game in order to transform the SG into a Harmony game.

To sum up, by equipping individuals with the capacity to control the number, nature and duration of their interactions with others, we introduce an active linking dynamics which leads to networks exhibiting different degrees of heterogeneity. In the limit when active linking dynamics is much faster than strategy dynamics, we obtain a simple rescaling of the payoff-matrix. Such rescaling can lead to a transformation of the type of game, effectively taking place in a finite, well-mixed population. As the ratio between the time scales associated with linking dynamics and strategy dynamics increases, the interplay between these two dynamical processes leads to a progressive crossover between the analytic results discussed here and the evolutionary dynamics of strategies taking place on static graphs. Unlike previous numerical explorations [11–14], the present model provides a simple analytical pathway towards understanding of how self-interested individuals may actually end up cooperating, showing

how selective choice of new links (favouring assortative mixing between cooperators) associated with fast rewiring dynamics may provide the means to achieve long term cooperation.

Acknowledgements

Discussions with K. Sigmund, C. Hauert, H. Ohtsuki and C. Taylor are gratefully acknowledged. We acknowledge financial support from FCT, Portugal (J.M.P.), the “Deutsche Akademie der Naturforscher Leopoldina” (A.T.), the John Templeton Foundation and the NSF/NIH joint program in mathematical biology (M.A.N.).

References

1. Albert R, Barabási A-L. Rev Mod Physics 2002;74:47.
2. Dorogovtsev, SN.; Mendes, JFF. Evolution of Networks: From Biological Nets to the Internet and WWW. Oxford University Press; Oxford: 2003.
3. Newman MEJ. SIAM Review 2003;45:167.
4. Amaral LAN, Scala A, Barthelemy M, Stanley HE. Proc Natl Acad Sci USA 2000;97:11149. [PubMed: 11005838]
5. May RM. Trends in Ecology and Evolution 2006;21:394. [PubMed: 16815438]
6. de Solla Price DJ. Science 1965;149:510. [PubMed: 14325149]
7. Simon H. Biometrika 1955;42:425.
8. Dorogovtsev SN, Mendes JFF. Europhys Lett 2000;52:33.
9. Albert R, Barabási A-L. Phys Rev Lett 2000;85:5234. [PubMed: 11102229]
10. Holme P, Ghoshal G. Phys Rev Lett 2006;96:098701. [PubMed: 16606325]
11. Bala V, Goyal S. Econ Theory 2001;17:101.
12. Ebel H, Bornholdt S. Phys Rev E 2002;66:056118.
13. Zimmerman MG. VM Eguiluz and M San-Miguel Phys Rev E 2004;69:065102(R).
14. Santos FC, Pacheco JM. T Lenaerts PloS Comput Biol 2006;2:1284.
15. Holme P, Newman M. e-print physics 2006:0603023.
16. Taylor PD, Jonker L. Math Biosci 1978;40:145.
17. Maynard Smith, J. Evolution and the Theory of Games. Cambridge University Press; Cambridge: 1982.
18. Hofbauer, J.; Sigmund, K. Evolutionary Games and Population Dynamics. Cambridge Univ. Press; Cambridge: 1998.
19. Hofbauer J, Sigmund K. Bull Am Math Soc 2003;40:479.
20. Nowak MA, Sigmund K. Science 2004;303:793. [PubMed: 14764867]
21. Taylor C, Nowak MA. Theor Pop Biol 2006;69:243. [PubMed: 16427669]
22. Traulsen A, Nowak MA, Pacheco JM. Phys Rev E 2006;74:011909.
23. Nowak MA, Sasaki A, Taylor C, Fudenberg D. Nature 2004;428:646. [PubMed: 15071593]
24. Nowak MA, May RM. Nature 1992;359:826.
25. Lindgren K, Nordahl MG. Physica D 1994;75:292.
26. Killingback T, Doebeli M. Proc Roy Soc London B 1996;263:1135.
27. Szabó G, Tóke C. Phys Rev E 1998;58:69.
28. Abramson G, Kuperman M. Phys Rev E 2001;63:030901.
29. Ifti M, Killingback T, Doebeli M. J Theor Biol 2004;231:97. [PubMed: 15363932]
30. Szabó G, Vukov J. Phys Rev E 2004;69:036107.
31. Hauert C, Doebeli M. Nature 2004;428:643. [PubMed: 15074318]
32. Vukov J, Szabó G. Phys Rev E 2005;71:036133.
33. Santos FC, Pacheco JM. Phys Rev Lett 2005;95:098104. [PubMed: 16197256]
34. Santos FC, Rodrigues JF, Pacheco JM. Phys Rev E 2005;72:056128.
35. Hauert C, Szabó G. Am Journal of Physics 2005;73:405.

36. Santos FC, Rodrigues JF, Pacheco JM. Proc Roy Soc B 2006;273:51.
37. Santos FC, Pacheco JM, Lenaerts T. Proc Natl Acad Sci USA 2006;103:3490. [PubMed: 16484371]
38. Lieberman E, Hauert C, Nowak MA. Nature 2005;433:312. [PubMed: 15662424]
39. Ohtsuki H, Hauert C, Lieberman E, Nowak MA. Nature 2006;441:502. [PubMed: 16724065]
40. Ohtsuki H, Nowak MA. J Theor Biol 2006;243:86. [PubMed: 16860343]
41. Hamilton WD. J Theor Biol 1964;7:1. [PubMed: 5875341]

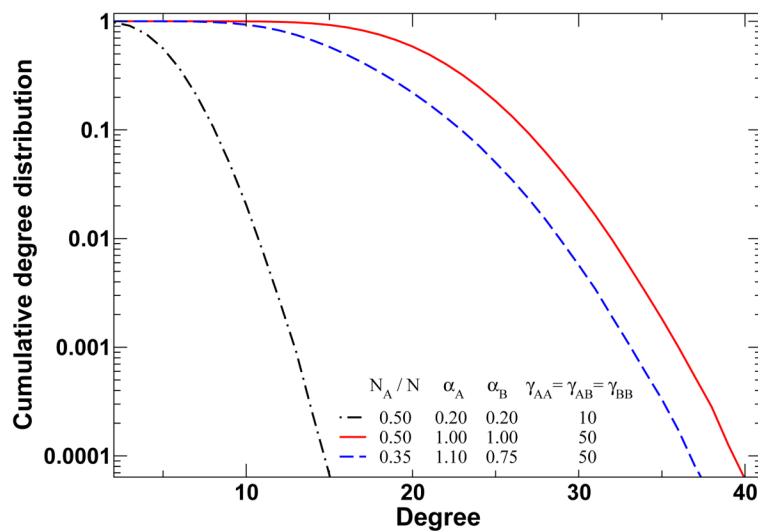


FIG. 1. (color online) Cumulative degree distributions for networks generated with the present model, for populations of size $N = 10^3$ and two different types of individuals. The fast decaying tails correlate well with the observed tails of real social networks [1–5]. On the other hand, the dependence of the final network on the frequency of each type of individuals leads to a natural coupling between network dynamics and frequency-dependent strategy evolution.

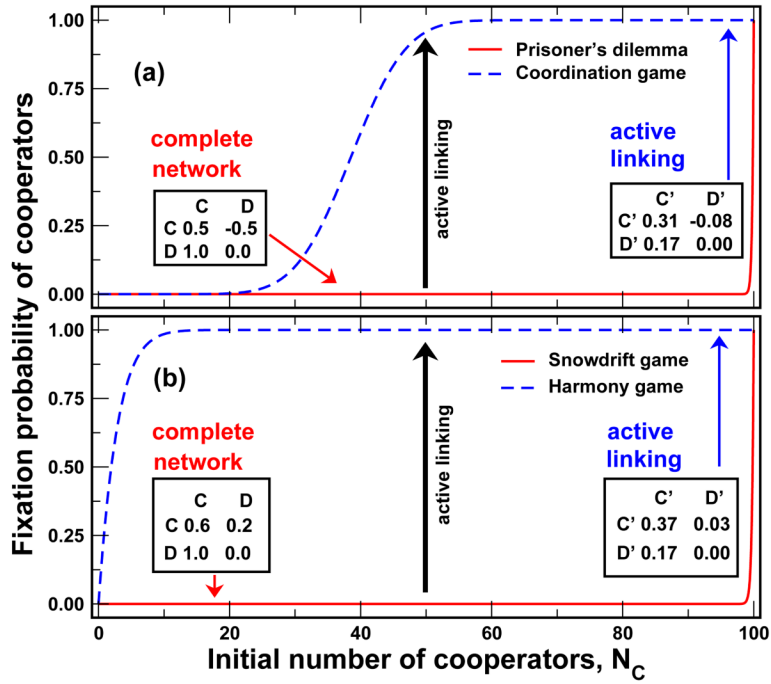
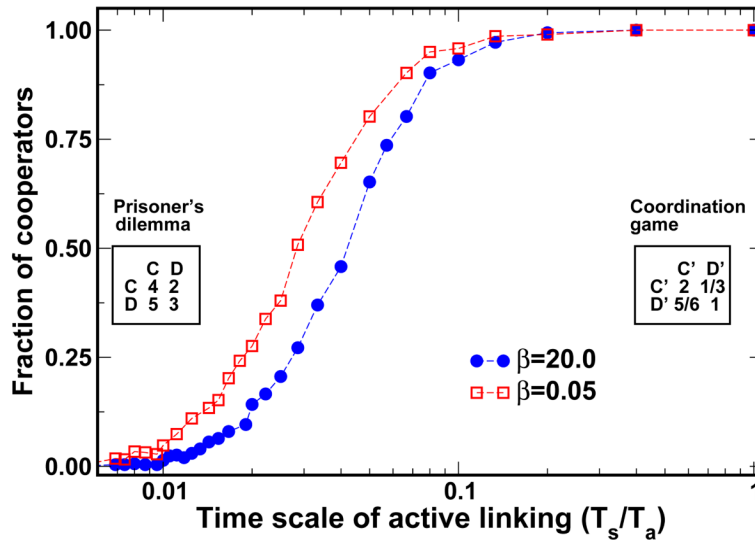


FIG. 2. (color online) Fast active linking (AL) changes the dynamics of the social network and the payoff matrix. a) AL transforms a Prisoner's Dilemma with $c = 0.5$ and $b = 1.0$ into a coordination game. While fixation of cooperators is negligible in the Prisoner's Dilemma (solid line), cooperators can take over with AL (dashed line) b) A snowdrift game with $c = 0.8$ and $b = 1.0$ in which fixation of defectors is certain is transformed into a harmony game in which cooperators prevail. The vertical arrows show how AL affects the fixation probability when initially 50% cooperators are present: while they have no chances on a complete graph despite their high abundance, AL makes fixation of cooperation almost certain in both systems ($\beta = 0.1$, $N = 100$, $a_C = a_D = 0.4$, $\gamma_{CC} = 0.1$, $\gamma_{CD} = 0.8$, $\gamma_{DD} = 0.32$).

**FIG. 3.**

(color online). Co-evolutionary dynamics of strategy and structure. The curves drawn correspond to the results of computer simulations carried out for networks of size $N = 100$. Parameters and payoff matrices are the same as in Fig. 2. The rescaled payoff-matrix leads to a fixed point at a fraction of cooperators $N_C/N \approx 35\%$. For each value of the ratio T_s/T_a , we ran 100 simulations, starting from 50% cooperators and a complete graph. The values plotted correspond to the fraction of runs which ended with 100% cooperators. We fix $T_s = 1$ and vary T_a . In each time step, synchronous updating of strategies is carried out with probability $T_a/(T_s + T_a)$ using Fermi-update, AL being carried out otherwise. For the extreme limits we obtain perfect agreement with the analytic predictions. However, the analytic results remain valid for a much larger range of values $0.01 \leq T_a/T_s \leq 0.1$ than one would expect from pure theoretical considerations. Indeed, only between these two limits a crossover takes place, which depends on the intensity of selection β as illustrated.