



Global Operations For Protected Quantum Memories In Atomic Spin Lattices

Citation

Brennen, Gavin K., Klemens Hammerer, Liang Jiang, Mikhail D. Lukin, and Peter Zoller. 2009. Global operations for protected quantum memories in atomic spin lattices. Department of Physics, Harvard University.

Published Version

<http://arxiv.org/pdf/0901.3920.pdf>

Permanent link

<http://nrs.harvard.edu/urn-3:HUL.InstRepos:8923703>

Terms of Use

This article was downloaded from Harvard University's DASH repository, and is made available under the terms and conditions applicable to Other Posted Material, as set forth at <http://nrs.harvard.edu/urn-3:HUL.InstRepos:dash.current.terms-of-use#LAA>

Share Your Story

The Harvard community has made this article openly available.
Please share how this access benefits you. [Submit a story](#).

[Accessibility](#)

Global operations for protected quantum memories in atomic spin lattices

G. K. Brennen¹, K. Hammerer³, L. Jiang², M. D. Lukin², and P. Zoller³

¹ Centre for Quantum Information Science and Security, Macquarie University, 2109, NSW Australia

² Physics Department, Harvard University, Cambridge, MA 02138, USA and

³ Institute for Theoretical Physics, University of Innsbruck,

and Institute for Quantum Optics and Quantum Information of the Austrian Academy of Science, 6020 Innsbruck, Austria

Quantum information processed in strongly correlated states of matter can provide built in hardware protection against errors. We may encode information in highly non local degrees of freedom, such as using three dimensional spin lattices for subsystem codes or two dimensional spin lattices for topologically ordered surface codes and measurement based codes. Recently, in [L. Jiang et al., Nature Physics **4**, 482 (2008)] the authors showed how to manipulate these global degrees of freedom using optical lattices coupled to a bosonic degree of freedom via a cavity. We elaborate on these ideas and recapitulate two approaches to implement many body gates necessary for quantum information processing, both relying on controlled interactions of an ancillary cavity mode with the spin system and single ancilla particles. The main focus of the present paper is to analyze the effect of imperfections such a cavity decay and collective and individual spin decoherence. We present strategies to fight decoherence by monitoring cavity decay and show that high gate fidelities can be achieved in the strong coupling regime of cavity-QED with state of the art parameters.

PACS numbers: 03.67.Lx,75.10.Jm,37.10.Jk,37.30.+i

I. INTRODUCTION

One way to store quantum information is to prepare it in the degenerate ground subspace of a many body Hamiltonian. The preparation will be robust if the logical states are stable under environmental noise. This can be established if there is a gap δE between the code space and its orthocomplement and if the logical operators themselves are sufficiently non local in nature. In such a case, at sufficiently low temperature T , there will be a suppression of individual errors by a factor $e^{-\delta E/k_B T}$ and an accumulation of errors that leads to an unrecoverable logical error will be unlikely. Models for quantum memories and computations based on such codes have been put forward in [1, 2, 3]. Means to realize the necessary spin lattice Hamiltonians, carrying the protected degenerate ground subspace, exist in systems of interacting atoms or polar molecules trapped in optical lattices [4, 5, 6]. Yet manipulating such codes is non trivial for the very reason that the states are only coupled by global operations. That is, gates on single logical qubits are realized by multi-qubit gates, which are notoriously hard to implement physically. Other strategies for a digitized simulation of many body Hamiltonians use quantum circuits or entanglement assistance for teleportation of gates (see e.g. Ref. [7]). However, the quantum circuit approach often takes the system outside of the code space mid-circuit and the entanglement assisted gates require m partite GHZ states to simulate a single summand of an m body Hamiltonian.

In Ref. [8] the authors addressed this challenge suggesting a method to implement the required multi-qubit gates with ultracold atoms or molecules in an optical lattice embedded in a high-quality optical resonator (see Fig. 1). The key idea is to achieve controlled, collective interactions of selected subsets of spins with the cavity mode interspersed with interactions of a single ancilla particle coupled to the same cavity mode along with measurements of the ancilla qubit. Using these tools two types of gates can be constructed: one is based on the idea to teleport a gate from the ancilla qubit to the encoded qubit

and involves single photon excitation of the cavity mode. The other is a geometric phase gate and requires coherent excitations of the cavity mode along with conditional phase rotation controlled by the ancilla qubit.

While all interactions of atomic (or molecular) spins and the cavity field are obtained in the dispersive limit, cavity decay and spontaneous emission will necessarily affect the gate fidelities. In the present paper we complement our recent proposal [8] and provide a detailed analysis of the fidelity of gate operations in the presence of decoherence. We identify the requirements on physical parameters of the system and show that high gate fidelities can be achieved in the strong coupling regime of cavity-QED with state of the art parameters. Significant experimental progress has been made toward coherent control in this regime [9, 10, 11]. We also identify some adaptive protocols, based on counting of photons leaking out of the cavity, which can improve the gate fidelity in the presence of cavity decay.

The paper is organized as follows. In Section II (supplemented by Appendix) we introduce examples of protected quantum memories and describe their possible implementations in optical lattices. In Section III we present the two gate operations, the single photon protocol and the geometric phase gate. Section IV (supplemented by Appendix) provides a comprehensive treatment of the impact of cavity decay on both protocols along with a discussion of strategies based on monitoring the cavity decay. Section V finally treats other decoherence effects, in particular individual and collective spin decay. We conclude with a summary of the results.

II. PROTECTED QUANTUM MEMORIES

We begin with a brief review of the basic properties of ground state quantum memories in three models: subsystem codes, surface codes, and spin-1 chains used for measurement based computation.

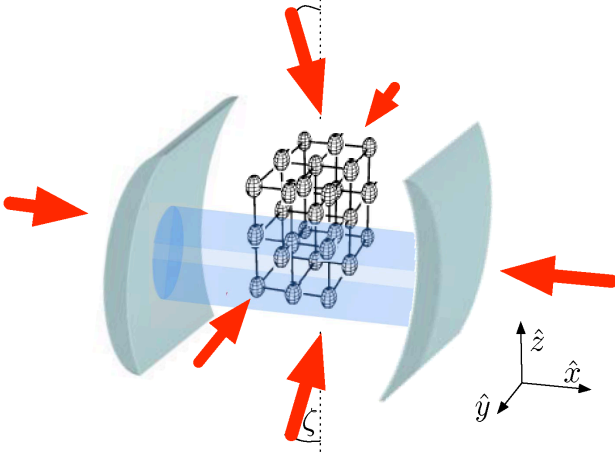


FIG. 1: Schematic depicting a step in implementing a many body operation on trapped atoms or molecular spins mediated by a cavity. The lasers for optical trapping are indicated as is the region of maximum cavity field strength. Planes of spins can be moved into the strong cavity coupling region by stretching the lattice along one dimension (here along \hat{z}) by e.g. rotating the \hat{z} trapping beams away from the \hat{z} axis by an angle ζ . The lattice beams are assumed tuned far from cavity resonance so that the mirrors are transparent at that frequency. One can also use additional lasers with shaped intensity profiles [21, 22] to make a particular region C of the lattice optically active such that only spins in that region can interact with the cavity mode.

A. Subsystem codes

We focus on a specific subsystem code, the three dimensional spin lattice model studied by Bacon [3] also known as the 3D compass model. The system is comprised of qubits residing on the vertices of an $n \times n \times n$ simple cubic lattice (n odd), as illustrated in Fig. 2. The interaction Hamiltonian is:

$$H_{\text{cp}} = -J \left(\sum_{x\text{-links}} \sigma^x \sigma^x + \sum_{y\text{-links}} \sigma^y \sigma^y + \sum_{z\text{-links}} \sigma^z \sigma^z \right), \quad (1)$$

where $J > 0$. We label the single qubit operators $\sigma_{i,j,k}^\alpha$ for σ^α at site $x = i, y = j, z = k$. It is unclear how the gap of this system scales with size though numerical evidence for the 2D compass model suggests that the gap scales as 2^{-n} [12]. Nevertheless, one could encode in a small system to get the benefit of ground state protection.

Stabilizer operators are generated by $2(n-1)$ operators associated with adjacent planes, including σ^x operators in the $\hat{x} - \hat{y}$ plane and σ^z operators in the $\hat{y} - \hat{z}$ plane:

$$V_i^X = \prod_{j,k=1}^n \sigma_{i,j,k}^x \sigma_{i+1,j,k}^x, \quad V_k^Z = \prod_{i,j=1}^n \sigma_{i,j,k}^z \sigma_{i,j,k+1}^z.$$

We can encode one qubit of information in the ground states of H_{cp} , with logical operators $X = \prod_{j,k=1}^n \sigma_{1,j,k}^x$ (product of operators in the $\hat{y} - \hat{z}$ plane) and $Z = \prod_{i,j=1}^n \sigma_{i,j,1}^z$, product of operators in the $\hat{x} - \hat{y}$ plane (see Fig. 2). Properties of this subsystem code are discussed in Appendix A.

B. Surface codes

Consider the 2D lattice where each edge of the lattice represents the location of a spin-1/2 particle with a coupling graph such that particles on edges which meet a vertex interact via $H_v = \prod_{j \in \text{star}(v)} \sigma_j^x$ and edges which surround a face interact via $H_f = \prod_{j \in \partial f} \sigma_j^z$. The operators H_v and H_f always collide on an even number of edges and hence commute. Furthermore, they assume eigenvalues ± 1 and information can be encoded in the $+1$ coeigenspace of these operators. By choosing the so-called *surface-code Hamiltonian* [1, 2]:

$$H_{\text{surf}} = -U \sum_v H_v - J \sum_f H_f, \quad (2)$$

with $U, J > 0$ the code space corresponds to the ground subspace with degeneracy that depends on the topology: $\dim \mathcal{H}_{\text{gr}} = 2^{2g+h}$ where g is the genus of the surface and h is the number of holes [2]. Designing lattices with genus $g > 0$, e.g., on the surface of a torus, would be challenging, but alternatively it would be possible to create several holes ($h > 0$) in a planar lattice with boundary by for instance deactivating regions of the lattice with focused far detuned lasers. Furthermore, the planar code with rough boundaries can also provide a twofold ground state degeneracy of [13]. Since they are insensitive to local perturbations, the degenerate ground states provide a good quantum memory. A caveat is that thermal fragility of the topological order implies a threshold temperature T_{thres} above which logical information decoheres. This temperature scales as $T_{\text{thres}} \sim \delta_E / \ln n$ [15] where n is the linear dimension.

The code states are coupled by the logical operators: $Z = \prod_{j \in C_Z} \sigma_j^z$, and $X = \prod_{j \in C_X} \sigma_j^x$ where the configurations $C_Z(C_X)$ are strings on the lattice (dual lattice) as illustrated in Fig. 3. A more realistic two body Hamiltonian described by anisotropic nearest neighbor Ising like interactions on honeycomb coupling graph was proposed by Kitaev [14] which in a certain parameter regime yields an effective Hamiltonian unitarily equivalent to H_{surf} .

C. Ground code computing

Another means of processing information in many body states is via ground code measurement based quantum computation (GMQC). Here the information is processed in degenerate ground states of a gapped Hamiltonian over a two dimensional lattice of spins, and computation flows by sequential measurement on the constituent spins. It was shown in Refs. [16, 17] that it suffices to have a nearest neighbor only interaction between spin-1 particles to realize GMQC with single and two spin measurements. In the protocol of [17], each logical qubit is stored and processing in the ground states of spin chain with spin-1 particles in the bulk and spin-1/2 particles on the boundaries interacting via the so-called AKLT Hamiltonian [18]

$$H_{\text{AKLT}} = J \left[\sum_{j=1}^{N-1} P_{j,j+1}^2 + P_{0,1}^{3/2} + P_{N,N+1}^{3/2} \right]$$

with $J > 0$. Here $P_{j,j+1}^S$ is the projector onto the spin- S irreducible representation of the total spin for particles j and $j+1$, i.e. $P_{j,j+1}^2 = \frac{1}{2}(\mathbf{S}_j \cdot \mathbf{S}_{j+1} + \frac{1}{3}(\mathbf{S}_j \cdot \mathbf{S}_{j+1})^2) + \frac{1}{3}$ and $P_{j,j'}^{3/2} = \frac{2}{3}(\mathbf{1}_6 + \mathbf{s}_j \cdot \mathbf{S}_{j'})$, where \mathbf{S}, \mathbf{s} are spin-1, 1/2 representations of $su(2)$. The ground state of H_{AKLT} is non-degenerate but after turning off the interaction $P_{0,1}^{3/2}$ and measuring the qubit at location 0, the chain is initialized into a logical state of a two fold degenerate ground subspace of $H'_{AKLT} = H_{AKLT} - P_{0,1}^{3/2}$. Computation flows by measuring spins along the chain and pairs of neighboring spins in parallel chains with the final output state on the last qubit located at $N+1$. Such a model is protected by the hardware from errors but for fault tolerant computation it may be useful to employ multiple chains for each logical qubit using a quantum error correction protocol where the state of the last qubit of one chain is teleported into the ground states of a freshly prepared chain. The ground states of H'_{AKLT} are connected by the string operators $\Sigma^\mu = e^{i\pi \sum_{k=1}^N S_k^\mu} \otimes \sigma_{N+1}^\mu$. Hence, given the string initialized in the state induced by measuring the qubit at position 0_B in $|\downarrow_{B_0}\rangle$ we can teleport the logical state of qubit A into B via the unitary $U = |0\rangle\langle 0| \otimes \mathbf{1} + |1\rangle\langle 1| \otimes \Sigma^x(j)$. We describe in Sec. III C how this could be done by mapping the state of the last qubit of one chain to a photon, then allowing the photon to interact with the new chain to generate the many body operator U .

D. Universal operations

In the remainder of this paper we consider how to generate unitary evolution by the many body operators

$$S_C^\zeta = \prod_{j \in C} \sigma_j^\zeta, \quad (3)$$

where C is some set of spins and $|C| = m$. We may be interested in performing string operators on surface codes [8] in which case C is a set which defines a connected string of spins in a 2D lattice (see Fig. 3), or perhaps we wish to perform encoded operations on the $[[n^3, 1, n]]$ subsystem code in which case C is a plane of spins (see Fig. 2). One method uses a single photon to generate the many body interaction and the other uses a geometric phase gate.

Given the ability to generate arbitrary rotations $e^{i\phi S_C^X}, e^{i\phi S_C^Z}$ and the CNOT gate, and measurements of Z , universal quantum computation can be achieved. For both surface codes and subsystem codes discussed above, the logical CNOT operation can be done transversally between two code blocks. The logical operator Z (or X) is a global operator that couples multiple spins over the encoding block. The measurement of Z can be achieved by measuring individual physical spins. However, it is a non-trivial task to perform the logical rotations $e^{i\phi S_C^Z}$. The center aim of this paper is to provide two approaches to perform such logical rotations.

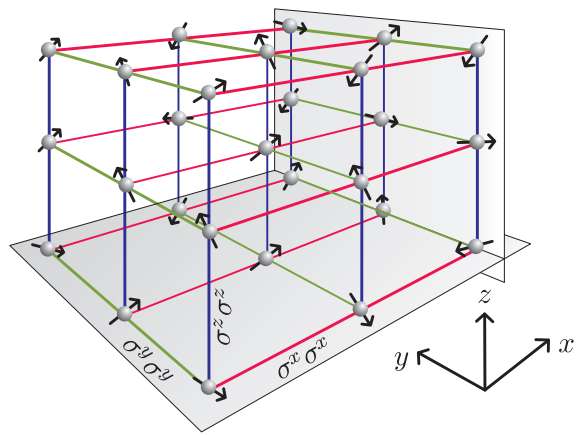


FIG. 2: A cubic lattice with anisotropic nearest neighbor interaction encoding one logical qubit in n^3 physical qubits. Spins interact according to a Hamiltonian H_{cp} with $\sigma^\alpha \sigma^\alpha$ interactions among each pair of spins in directions $\alpha = x, y, z$. This system can be implemented e.g. using microwave induced dipole-dipole interactions between polar molecules as shown in [5]. The planar operators L_1^X and L_1^Z which involve a product of σ^x and σ^z operations along the respective $\hat{y}-\hat{z}$ and $\hat{x}-\hat{y}$ planes act as logical X and Z operations on the code.

E. Physical implementation

Methods for analogue simulation of the three models above have been proposed using trapped atoms [4, 19, 20] or molecules [5, 6] in optical lattices. For trapping of polar molecules with lattice spacings of ~ 200 nm, the interaction strength using microwave induced dipole-dipole interactions can be as high as $J \sim 2\pi \times 10$ kHz with decoherence dominated by spontaneous emission of optical photons at a rate $\gamma \sim 2\pi \times 1$ Hz. Such small lattice spacings are possible using trapping lasers tuned to the properly chosen molecular transitions [6]. The implementation H_{imp} will not be exact. There will be spurious longer range interactions and deviations from the required symmetry of the nearest neighbor interaction. Yet such deviations need not break the code. For example, the latter two models H_{surf} and H_{AKLT} have a gap which provides for some resilience to imperfect implementation. Furthermore, for an implementation of H_{cp} with polar molecules, the microwave fields that induce the interactions are linearly polarized and the errors are the form of products of pairs of Pauli operators which hence preserve the time reversal symmetry of the model. For this reason, the degeneracy of the code states is preserved and the gap condition for sufficiently small systems, can be maintained provided the deviations are small. Just how small depends on a detailed computation of the energy gap to excited states. By optimizing the microwave beams that induce the dipole-dipole interaction, its found that for a 4 spin configuration on a 3D trine, the deviation of the implemented Hamiltonian H_{imp} to the target H_{cp} is: $\|H_{imp} - H_{cp}\| < 10^{-4}J$, where the norm is defined as the supremum norm of the traceless part of the operator [5].

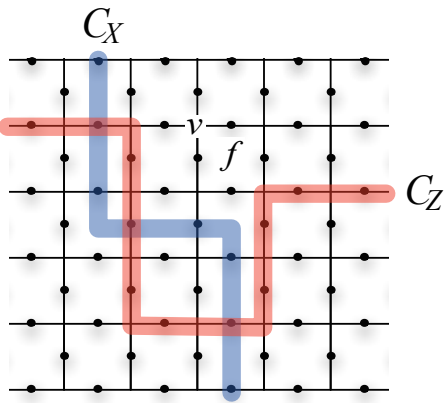


FIG. 3: A planar code which encodes one logical qubit in the ground states. There is a spin-1/2 particle (filled dot) for each edge of the lattice. The interactions of the local Hamiltonian H_{surf} are along edges that bound a face f , and edges that meet at a vertex v . The strings $C_{X,Z}$ indicate paths of products of $\sigma^{x,z}$ operators that are logical operators on the code.

III. IMPLEMENTATIONS

We focus on physical systems in which an optical lattice is placed within a high-finesse optical cavity. We assume that we can control the coupling between the cavity mode and a selected set of spins in the optical lattice. Such selective manipulation can be achieved using a control laser beam with appropriately shaped intensity profile [8, 21, 22]. Alternatively, if selected spins form a simple pattern, such as occupying all the sites in a straight line or a plane, we can stretch the lattice [23] and couple the cavity mode with the spins only located at certain line or plane.

We assume a spin dependent dispersive coupling of our lattice to a cavity mode:

$$V_Z = g_Z a^\dagger a \sum_{j \in C} \sigma_j^z, \quad (4)$$

where g_Z is the dispersive coupling strength, and C is the set of selected spins that can be associated with string operator for the toric code or AKLT model, or planar operator for the subsystem code. In addition, it will be convenient to have a spin dependent coupling of a single ancillary spin to the cavity:

$$V_A = g_A a^\dagger a |1\rangle_A \langle 1|_A, \quad (5)$$

with coupling strength g_A , which can be activated by bringing an ancillary particle into contact with the cavity mode, allowing them to interact from some time (without interacting with the spin degrees of freedom of the system particles), and then de-activated by removing the ancillary particle.

The dispersive coupling of the atoms or molecules to the cavity can be achieved via a state dependent AC stark shift [Fig. 4(a)]. When the cavity frequency ω_c is detuned by Δ far off resonant from the excited states, then there will be a dispersive interaction that is photon number conserving. These

excited states could be electronic excited states in the case of an optical cavity or rotational excited states in the case of a microwave cavity. If, for example, the photonic mode is σ^+ polarized then there will be a differential shift on the $|0\rangle$ and $|1\rangle$ spin states of the polar molecules due to the different angular momentum coupling coefficients $c_{0,1}$ for the ground to excited state transitions [6]. Up to a constant this interaction is equivalent to V_Z where $g_Z \sim (c_0^2 - c_1^2) \frac{d^2 2\pi\omega_c}{2V\Delta}$ with V the effective mode volume of the cavity and d the optical dipole moment of the polar molecule. The ancillary particle, with a different state space such that only one state $|1\rangle_A$ interacted with the cavity mode could be brought into and out of the cavity with optical tweezers to generate evolution by V_A . Recently, a dispersive interaction between atoms in an optical lattice and an optical cavity was proposed as a way to measure quantum phases [24]. There the cavity frequency is chosen far off atomic resonance such that the interaction is of the type in V_Z except that there is no spin dependence of the atoms so that the atomic number operator rather than σ^z is measured. When coupling via an optical cavity it will be important to choose the lattice spacing along the cavity axis commensurate with the cavity spatial mode spacing in order to ensure equal coupling to all spins.

It would be advantageous to have a way to turn on and off the coupling between the spins and the cavity. This is possible using cavity assisted Raman pulses. Here the idea is to introduce an auxiliary classical field Ω detuned by Δ from a transition $g \rightarrow e$ and have the cavity field detuned by $\Delta + \delta$ from a different transition $g' \rightarrow e$. For $\Delta \gg \Omega, \gamma, g$ where γ is the linewidth of the excited state, then there is an AC stark $|g_{\text{eff}}|^2 / \delta$ with $g_{\text{eff}} = \Omega g (1/\Delta + 1/(\Delta + \delta)) / 2$, and the auxiliary field can turn the coupling on and off. It is difficult to find such a closed optical transition in polar molecules owing to the complex state space which tends to couple ladders of vibrational levels; although nearly closed transitions do exist (see [25]). It is possible to find microwave cavity assisted Raman processes for example by choosing the cavity field to be tuned near the $N = 1 \rightarrow N = 2$ transition and the auxiliary classical field on the $N = 0 \rightarrow N = 2$. The latter would have to be a strong field to couple via quadrupole transitions. Depending on the intermolecular spacing, it may be necessary to use at least two cavity frequencies to obtain only single spin interactions without inducing spurious dipole-dipole interactions (see methods of [5]).

A. Single photon protocol

Many body gates can be generated with a single cavity excitation coupling to the lattice. The basic idea is to teleport the quantum gate from the probe qubit to the encoded qubit of the lattice spins. One choice for the probe qubit can be the photon number states of the cavity mode, with zero or one excitation. Alternatively, we may introduce an ancilla spin as our probe qubit, which couples to the lattice spins via the common cavity mode. In the rest of the discussion, we will use the second choice, with the advantage that it is more convenient to manipulate the ancilla spin compared to the photon number states

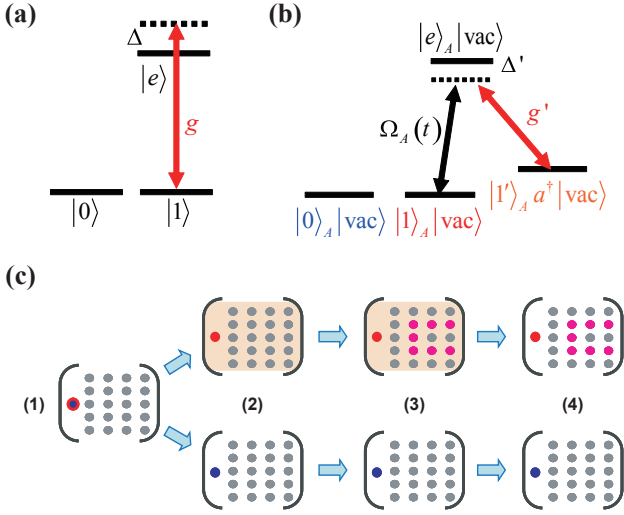


FIG. 4: Cavity-assisted gate based on single photon approach. (a) The energy levels of a selected memory spin ($|0\rangle$ and $|1\rangle$) interacting dispersively with the cavity mode, which implements the Hamiltonian with spin dependent dispersive interaction. The coupling coefficient is $g_Z = g^2/\Delta$, with single-photon Rabi frequency g and detuning Δ from the excited state $|e\rangle$. (b) The energy levels of the ancilla spin (different from memory spins) and the cavity mode for the single photon approach. A different control laser with Rabi frequency $\Omega_A(t)$ connects the states $|1\rangle_A \otimes |\text{vac}\rangle$ and $|1'\rangle_A \otimes a^\dagger |\text{vac}\rangle$, and enables coherent creation and absorption of a cavity photon conditioned on the ancilla spin. (c) Cartoon illustration of the procedure for the implementation of single-photon approach for controlled many body gate: (1) Initialize the ancilla spin (the left highlighted spin) in a superposition state $\alpha|0\rangle_A + \beta|1\rangle_A$ (blue for $|0\rangle_A$ and red for $|1\rangle_A$), with no photon in the cavity and state $|\psi\rangle_S$ for the topological memory. (2) Coherently create a cavity photon (orange shade) for ancilla spin state $|1\rangle_A$ (upper branch); no photon is created for ancilla spin state $|0\rangle_A$ (lower branch). (3) Switch on the interaction between the cavity photon and the selected spins. If there is a cavity photon (orange shade), a non-trivial evolution S_C^z (pink dots) is implemented. (4) Turn off the interaction and coherently absorb the cavity photon into the ancilla spin. Finally the state $\alpha|0\rangle_A \otimes |\psi\rangle_S + \beta|1\rangle_A \otimes S_C^z |\psi\rangle_S$ is prepared.

of the cavity mode.

The procedure of teleporting the quantum gate is summarized in Fig. 5. First, we couple the probe qubit and the lattice spins. Then, we perform the quantum gate over the probe qubit. Finally, we measure the probe qubit, which determines the Pauli frame of the encoded qubit of the lattice spins. After these operations, the many body gate has been effectively applied to the lattice spins.

Before we give the procedure of coupling the ancilla spin and the lattice spins, we first describe a technique that allows use to entangle the ancilla spin and the cavity mode, using the energy levels shown in Fig. 4(b). Suppose the ancilla spin and cavity mode starts with state $|1\rangle_A \otimes |\text{vac}\rangle$. When we slowly increase the Rabi frequency of the control laser $\Omega(t)$, the ancilla spin and cavity mode adiabatically follow the dark state $|\Lambda(t)\rangle =$

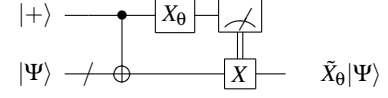


FIG. 5: Gate teleportation circuit for arbitrary x-rotation $\tilde{X}_\theta = e^{i\theta S_C^x}$ on the memory. The circuit represents the following procedure: (1) use the CNOT gate $\Lambda[\tilde{X}]$ to entangle the probe qubit (upper line) and the memory (lower line with a slash), (2) projectively measure the probe qubit in a rotated basis, and (3) perform an encoded Pauli X gate over the memory conditioned on the measurement outcome. An analogous circuit (using $\Lambda[\tilde{Z}]$ and classically controlled Pauli Z gate) implements $\tilde{Z}_\theta = e^{i\theta S_C^z}$, hence by Euler decomposition, any gate can be formed on the memory using three controlled operations. For the geometric phase gate scheme, we can actually implement rotations of the encoded qubit without the probe qubit, e.g., x-rotation of the encoded qubit can be decomposed as $e^{i\theta \tilde{X}} = D(-\beta)D(-\alpha e^{i\frac{\pi}{2}\tilde{X}})D(\beta)D(\alpha e^{i\frac{\pi}{2}\tilde{X}})$, and choosing $|\alpha\beta| = \theta$.

$(g'|1\rangle_A \otimes |\text{vac}\rangle - \Omega(t)|1'\rangle_A \otimes a^\dagger |\text{vac}\rangle) / \sqrt{|g'|^2 + |\Omega(t)|^2}$, where g' is the single-photon Rabi frequency. Since $|\Lambda(t)\rangle$ approaches $|1'\rangle_A \otimes a^\dagger |\text{vac}\rangle$ for $\Omega(t) \gg g'$, we effectively transfer the state $|1\rangle_A \otimes |\text{vac}\rangle$ to $-|1'\rangle_A \otimes a^\dagger |\text{vac}\rangle$. Meanwhile, nothing happens if the initial state is $|0\rangle_A \otimes |\text{vac}\rangle$. Since adiabatic state transfer is a coherent process, the relative phase between $|0\rangle_A \otimes |\text{vac}\rangle$ and $|\Lambda(t)\rangle$ is maintained. Thus, we create an entangled state between the ancilla spin and the cavity mode

$$\frac{1}{\sqrt{2}}(|0\rangle_A \otimes |\text{vac}\rangle - |1'\rangle_A \otimes a^\dagger |\text{vac}\rangle).$$

Similarly, we can reverse the state transfer (from $-|1'\rangle_A \otimes a^\dagger |\text{vac}\rangle$ back to $|1\rangle_A \otimes |\text{vac}\rangle$) by adiabatically decreasing the Rabi frequency $\Omega(t)$.

Using the technique described above, we can implement the controlled many-body operations [Fig. 4(c)] as the following:

- The ancilla spin (probe qubit) starts with state $\alpha|0\rangle_A + \beta|1\rangle_A$, the cavity mode has no photon $|\text{vac}\rangle$, and the topological memory is in state $|\psi\rangle_S$.
- Then we adiabatically turn on the control laser Rabi frequency $\Omega(t)$ and coherently create a cavity photon if the ancilla spin starts in $|1\rangle_A$, so we obtain the state $\alpha|0\rangle_A \otimes |\text{vac}\rangle - \beta|1'\rangle_A \otimes a^\dagger |\text{vac}\rangle$.
- Next we switch on the interaction between the cavity photon and selected spins for time τ , during which the topological memory undergoes an evolution S_C^z if there is one photon in the cavity (i.e. $a^\dagger |\text{vac}\rangle$).
- Finally, we switch off the interaction and adiabatically transfer $-|1'\rangle_A \otimes a^\dagger |\text{vac}\rangle$ back to $|1\rangle_A \otimes |\text{vac}\rangle$.

After these four steps, the cavity mode restores the initial state $|\text{vac}\rangle$, while the ancilla spin and the topological memory evolve from $(\alpha|0\rangle_A + \beta|1\rangle_A) \otimes |\psi\rangle_S$ to $\alpha|0\rangle_A \otimes |\psi\rangle_S +$

$\beta|1\rangle_A \otimes (-i)^m S_C^z |\psi\rangle_S$, which is the controlled operation up to a known phase.

By choosing S_C^z as the encoded Z operator, we implement the controlled- Z gate between the ancilla and the lattice spins, which can be converted into the CNOT gate by conjugating all lattice spins with the Hadamard gate. Therefore, we can implement all the quantum gates appeared in the circuit in Fig. 5 and achieve unitary evolution of many body operators.

B. Geometric phase gate

An alternative to using a single Fock excitation of the cavity mode is to use coherent state control to perform a geometric phase gate [26]. Since these operations use only linear optical elements, they may be much easier to realize in experiment. The mechanism makes use of two basic operators, the displacement operator $D(\alpha) = e^{\alpha a^\dagger - \alpha^* a}$ and the rotation operator $R(\theta) = e^{i\theta a^\dagger a}$ which satisfy the relations: $D(\beta)D(\alpha) = e^{i\Im(\beta\alpha^*)/2}D(\alpha + \beta)$, and $R(\theta)D(\alpha)R(-\theta) = D(\alpha e^{i\theta})$. Putting these primitives together, one can realize an evolution

$$e^{-iH_{\text{int}}t} = D(-\beta B)R(\theta C)D(-\alpha)R(-\theta C) \times D(\beta B)R(\theta C)D(\alpha)R(-\theta C), \quad (6)$$

according to an effective Hamiltonian

$$H_{\text{int}}t = |\alpha\beta| \sin(\theta C + \phi), \quad (7)$$

where $\phi = \arg(\alpha) - \arg(\beta)$ and C is an arbitrary operator commuting with cavity operators a and a^\dagger . Picking in particular $\theta = \pi/2$ and $C = \sum_{j \in C} \sigma_j^z$, which requires driving of the cavity with coherent fields and interactions of the cavity with the spin system according to Eq. 4, the simulated Hamiltonian is

$$H_{\text{int}}t = \sin(\phi + m\pi/2) |\alpha\beta| \prod_{j \in C} \sigma_j^z. \quad (8)$$

Hence by choosing $C = \sum_{j,k=1}^m \sigma_{1,j,k}^z$ and $\phi = 0$, for the case m odd, we can simulate evolution generated by S_C^z . What is required is a spin dependent coupling between each qubit on the plane and the bosonic channel.

A non destructive measurement of the many body operator S_C^z is possible using the assistance of an ancillary particle A that also couples the bosonic channel in a spin dependent manner. Controlled displacements can be implemented by the sequence

$$|0\rangle_A \langle 0| \otimes \mathbf{1} + |1\rangle_A \langle 1| \otimes D(\beta) = D(\beta/2)R(\pi a^\dagger a|1\rangle_A \langle 1|) \times D(-\beta/2)R(-\pi a^\dagger a|1\rangle_A \langle 1|). \quad (9)$$

The protocol for measurement of $\langle S_C^z \rangle$ is as follows

- Prepare the ancillary particle in the state $|+\rangle_A = (|0\rangle_A + i|1\rangle_A)/\sqrt{2}$, and the field state in the vacuum.

- Perform the sequence of steps:

$$U = D(-\beta/2)e^{-i\gamma V_A}D(\beta/2)e^{-i\delta V_A}e^{-i\epsilon V_Z} \times D(-\alpha)e^{-i\eta V_Z}D(\beta/2)e^{-i\theta V_A}D(-\beta/2) \times e^{-i\tau V_A}e^{-i\upsilon V_Z}D(\alpha),$$

which returns the cavity to the vacuum state. Choose parameters satisfying: $-g_A t_2 = g_A t_3 = -g_A t_6 = g_A t_7 = \pi$, $-g_Z t_1 = g_Z t_4 = -g_Z t_5 = \pi/2$, and $|\alpha\beta| = \frac{\pi}{2} \bmod 2\pi$. The displacement operators are generated by V_B and we pick the relative phase $\phi = \arg \alpha - \arg \beta = \pi/2(0)$ for the number of spins $m = |C|$ even(odd). Reversed evolution during the interaction time steps t_1, t_2, t_5, t_6 can be achieved by setting $g_{Z,A} \rightarrow -g_{Z,A}$, e.g. by changing the sign of the detuning.

Assuming the system state was initially $|\psi\rangle_S$ the joint state of system and ancilla is now

$$U|\psi\rangle_S|+\rangle_A = \frac{|\psi\rangle_S|0\rangle_A + f(m)S_C^z|\psi\rangle_S|1\rangle_A}{\sqrt{2}},$$

where $f(m) = (-1)^{\frac{m}{2}}$ for m even and $f(m) = (-1)^{\frac{m-1}{2}}$ for m odd.

- Measure the ancilla in the basis $|\pm x\rangle_A = (|0\rangle_A \pm |1\rangle_A)/\sqrt{2}$. The probabilities for the measurement outcome $s_x = \pm 1$ are

$$P(s_x = \pm 1) = \frac{1}{2}(1 \pm f(m)\langle S_C^z \rangle).$$

This protocol can be used to measure the product operators $S_{C'}^x S_C^z$, where C, C' are possibly overlapping configurations of spins, via the iterated sequence: $[\prod_{i \in C'} H_i]U[\prod_{i \in C} H_i]U$ with $H_i = e^{i\frac{\pi}{2}(\sigma_i^x + \sigma_i^z)/\sqrt{2}}$ the Hadamard gate on qubit i . Measurement errors can be ameliorated by redundifying the state of the ancilla before measurement using many, possible faulty, CNOT gates offline between that ancilla and many others prepared in state $|0\rangle$.

C. Gates on spin-1 particles

We conclude this section with a brief discussion of generating many body gates for teleportation of quantum information in spin-1 chains as prefaced in Sec. IIC above. This could be done in the context of a lattice embedded in a cavity by mapping the state of the qubit located at position $N+1$ of logical chain A to the state of a photon and using the same procedure as described above. The goal is to then generate the unitary operator $U = |0\rangle\langle 0| \otimes \mathbf{1} + |1\rangle\langle 1| \otimes \Sigma^z$, where $\Sigma^\mu = e^{i\pi \sum_{k=1}^N S_k^\mu} \otimes \sigma_{N+1}^\mu$, on a new chain B initialized in state $|\downarrow_{B_0}\rangle$. This is generated by an identical procedure to that for controlled string operators on qubits but instead of Eq. 4, we use

$$V_X = g_Z a^\dagger a \left(\sum_{j=1}^N |S^x = 0\rangle_j \langle S^x = 0| + \sigma_{N+1}^x \right), \quad (10)$$

where g_Z is the dispersive coupling strength. This kind of state dependent interaction between a photon and spin-1 particles can be realized using e.g. polarization to differentially couple the internal states of the particles.

IV. GATE FIDELITY WITH CAVITY DECAY

Cavity field decay at a rate κ acts as a source of error for the many body interactions which it mediates. For the protocols above where the system of spins interact with the cavity field, the joint state can be decomposed as

$$\rho(t) = \sum_{\Lambda, J, M_J, \Lambda', J', M'_J} \sigma_{\Lambda, J, M_J, \Lambda', J', M'_J} \left(|\Lambda, J, M_J\rangle \langle \Lambda', J', M'_J| \otimes |\alpha_{M_J}\rangle \langle \beta_{M'_J}| \right) (t), \quad (11)$$

where Λ, J, M_J are labels corresponding to Λ labeled irreps with total angular momentum J and J^z projection M_J (see [27]), and $\sigma_{\Lambda, J, M_J, \Lambda', J', M'_J} = \text{Tr}[\rho(0) |\Lambda', J', M'_J\rangle \langle \Lambda, J, M_J|]$. The field states $|\alpha_{M_J}\rangle, |\beta_{M'_J}\rangle$, may depend on the angular momentum projections. We describe evolution for the case where the field states are Fock states for the single photon probe protocol and when they are coherent states for the geometric phase gate. Depending on the protocol used, the field states themselves may be entangled with the state of an ancillary spin but we focus on computing fidelities for evolution steps where the ancilla is non interacting.

Consider the evolution during an atom field coupling stage. The equation of motion for the joint state is

$$\begin{aligned} \dot{\rho}(t) &= \mathcal{L}(\rho(t)) \\ &= -i[V_Z, \rho(t)] + \frac{\kappa}{2}(2a\rho(t)a^\dagger - a^\dagger a\rho(t) - \rho(t)a^\dagger a). \end{aligned} \quad (12)$$

The evolution conserves the quantum numbers Λ, J hence we can compute the action $e^{\mathcal{L}t} A^{M_J, M'_J}(0)$ where:

$$A^{M_J, M'_J}(t) \equiv |\Lambda, J, M_J\rangle \langle \Lambda', J', M'_J|(t) \otimes |\alpha_{M_J}\rangle \langle \beta_{M'_J}|(t).$$

The solutions are easily verified to be given by

$$\begin{aligned} A^{M_J, M'_J}(t) &= \sum_{n=0}^{\infty} \frac{b_{M_J, M'_J}^n(t)}{n!} e^{-(i2g_Z M_J + \kappa/2)t} a^\dagger{}^n \\ &\quad \times a^n A^{M_J, M'_J}(0) (a^\dagger)^n e^{(i2g_Z M'_J - \kappa/2)t} a^\dagger{}^n \end{aligned} \quad (13)$$

where

$$b_{M_J, M'_J}(t) = \frac{\kappa \left(1 - e^{-[\kappa + i2g_Z(M_J - M'_J)]t} \right)}{\kappa + i2g_Z(M_J - M'_J)}. \quad (14)$$

The evolved state is then

$$\rho(t) = e^{\mathcal{L}t} \rho(0) = \sum_{\Lambda, J, M_J, \Lambda', J', M'_J} \sigma_{\Lambda, J, M_J, \Lambda', J', M'_J} A^{M_J, M'_J}(t).$$

In order to evaluate the performance of many body operations mediated by the cavity we will calculate the process fidelity for implementing a many body gate $U = e^{-i\chi S_C^z}$ where $S_C^z = \prod_{j \in C} \sigma_j^z$ on a configuration C of $m = |C|$ spins. Many body measurements of the type $\langle S_C^z \rangle$ are obtained using the many body gates with rotation angle $\chi = \pi/2$ as a primitive. The details are given in the following subsections with the main result that the expected error scales like $\kappa/|g_Z|$.

A. Single photon mediated gate

Consider a protocol where we begin with the separable state:

$$\begin{aligned} \rho(0) &= \rho_S(0) \otimes \rho_F(0) \\ &= \sum_{\Lambda, J, M_J, \Lambda', J', M'_J} \sigma_{\Lambda, J, M_J, \Lambda', J', M'_J} A^{M_J, M'_J}(0) \end{aligned}$$

where

$$A^{M_J, M'_J}(0) = |\Lambda, J, M_J\rangle \langle \Lambda', J', M'_J| \otimes |y_{\theta_+ = \frac{\pi}{4}}\rangle \langle y_{\theta_+ = \frac{\pi}{4}}|,$$

and the field states are defined

$$|y_{\theta_+}\rangle = \cos \theta_+ |0\rangle + \sin \theta_+ |1\rangle, \quad |y_{\theta_-}\rangle = |y_{\theta_+ + \pi/2}\rangle.$$

Here the states $|0\rangle, |1\rangle$ could denote photon number in a given mode or a single photon in two orthonormal modes where only mode $|1\rangle$ interacts with the spins.

The discussion here can be generalized to the case that the cavity mode is also entangled with an ancilla spin, with the mapping from $\{|0\rangle, |1\rangle\}$ to $\{|0\rangle_A \otimes |\text{vac}\rangle, -|1\rangle_A \otimes a^\dagger |\text{vac}\rangle\}$. In principle, the mapping does not hold for the cavity decay, because the decay process without the ancilla spin (from $|1\rangle$ to $|0\rangle$) cannot be mapped to the decay process with an entangled ancilla (from $|1\rangle_A \otimes a^\dagger |\text{vac}\rangle$ to $|1\rangle_A \otimes |\text{vac}\rangle$). However, if we are only interested in the fidelity of the lattice spins, the analysis here is still valid, because the reduced density matrices for the lattice spins (after tracing out the cavity mode and the ancilla spin) are the same for both cases.

For atom field coupling over a period t , we have from Eq. 13

$$\begin{aligned} A^{M_J, M'_J}(t) &= |\Lambda, J, M_J\rangle \langle \Lambda', J', M'_J| \otimes \frac{1}{2} \left((1 + b_{M_J, M'_J}(t)) |0\rangle \langle 0| \right. \\ &\quad + e^{(i2g_Z M'_J - \kappa/2)t} |0\rangle \langle 1| + e^{(-i2g_Z M_J - \kappa/2)t} |1\rangle \langle 0| \\ &\quad \left. + e^{(-i2g_Z(M_J - M'_J) - \kappa)t} |1\rangle \langle 1| \right). \end{aligned}$$

If we choose the interaction time $g_Z \tau = \frac{\pi}{2}$, then the action on the state is

$$\begin{aligned} \rho(\tau) &= e^{\mathcal{L}\tau} \rho(0) \\ &= \frac{1}{2} \left(\rho_S(0) \otimes |0\rangle \langle 0| + P(\rho_S(0)) \otimes |0\rangle \langle 0| \right. \\ &\quad + e^{-\kappa\tau/2} \rho_S(0) e^{i\pi J^z} \otimes |0\rangle \langle 1| \\ &\quad + e^{-\kappa\tau/2} e^{-i\pi J^z} \rho_S(0) \otimes |1\rangle \langle 0| \\ &\quad \left. + e^{-\kappa\tau} e^{-i\pi J^z} \rho_S(0) e^{i\pi J^z} \otimes |1\rangle \langle 1| \right), \end{aligned} \quad (15)$$

where

$$P(\rho_S(0)) = \sum_{\Lambda, J, M_J, \Lambda', J', M'_J} \sigma_{\Lambda, J, M_J, \Lambda', J', M'_J} b_{M_J, M'_J}(\tau) \\ \times |\Lambda, J, M_J\rangle \langle \Lambda', J', M'_J|.$$

An ideal many body gate results if $\kappa = 0$ and we measure the photon in a rotated basis. Consider the case where the number of spins, m is odd. If we measure the photon in the basis $|y_{\theta_+}\rangle$, then we obtain outcome ± 1 with equal probabilities $p_{\pm} = \frac{1}{2}$ and the resultant state is

$$\rho_S^{\pm}(\tau) = \frac{\text{Tr}[\rho(\tau)|\theta_{\pm}\rangle\langle\theta_{\pm}|]}{\text{Tr}[\cdot]} \\ = e^{-i\theta_{\pm}(-i)^{m-1}S_C^z} \rho_S(0) e^{i\theta_{\pm}(-i)^{m-1}S_C^z}.$$

Say the target evolution operator is $e^{-i\theta_+(-i)^{m-1}S_C^z}$ but we obtain the measurement result -1 . Such an outcome is corrected for applying the locally generated unitary S_C^z . The case where m is even is handled in a similar way but we measure the photon in the basis

$$|x_{\theta_+}\rangle = \cos\theta_+|0\rangle + i\sin\theta_+|1\rangle, \quad |x_{\theta_-}\rangle = -i|x_{\theta_+ + \pi/2}\rangle.$$

The measurement outcomes ± 1 are again equiprobable and the conditional state is $\rho_S^{\pm}(\tau) = e^{-i\theta_{\pm}i^m S_C^z} \rho_S(0) e^{i\theta_{\pm}i^m S_C^z}$. The correction procedure given the outcome -1 is as before.

We denote \mathcal{E} the map for imperfect implementation of the gate $U = e^{-i\chi S_C^z}$ in the case of nonzero κ . For our conditional protocol this can be represented as:

$$\mathcal{E}(\rho_S(0)) = p_+ S_+ (\rho_S(0)) + p_- S_- (\rho_S(0)) S_C^z, \quad (16)$$

where

$$S_{\pm}(\rho_S(0)) = \frac{1}{2p_{\pm}} \left(X(\theta_{\pm}) \rho_S(0) X(\theta_{\pm})^{\dagger} + P(\rho_S(0)) \right).$$

We assume the product of local unitaries S_C^z can be implemented with perfect fidelity.

For the remainder of this subsection, we fix m odd and $m \bmod 4 = 1$. The other cases follow in a straightforward manner. From Eq. 15 we have

$$X(\theta_{\pm}) = \cos\theta_{\pm} \mathbf{1} + \sin\theta_{\pm} e^{-\kappa\tau/2} e^{-i\pi J^z}.$$

Notice that now the probabilities for measuring the photon in $|\theta_{\pm}\rangle$ are not necessarily equal, rather one finds

$$p_+ - p_- = (1 - e^{-\kappa\tau}) \cos(2\theta_+).$$

The process fidelity $F_{\text{pro}}(\mathcal{E}, U)$ measures how close a quantum operation \mathcal{E} is to the ideal operation U as measured by some suitable metric. The fidelity measure we use is the overlap between the induced Jamiołkowski-Choi state representations of the operations [28]. The action of the unitary on a complete operator basis $\{|\Lambda, J, M_J\rangle \langle \Lambda', J', M'_J|\}$ is multiplication by a unimodular number:

$$U|\Lambda, J, M_J\rangle \langle \Lambda', J', M'_J| U^{\dagger} = V_{M_J, M'_J} |\Lambda, J, M_J\rangle \langle \Lambda', J', M'_J|,$$

with

$$V_{M_J, M'_J} = (\cos\chi + \sin\chi e^{-i\pi M_J})(\cos\chi + \sin\chi e^{i\pi M'_J}).$$

Whereas the action of the map \mathcal{E} on the same basis by multiplication by a complex number:

$$\mathcal{E}(\rho_S(0)) = \sum_{\Lambda, J, M_J, \Lambda', J', M'_J} \sigma_{\Lambda, J, M_J, \Lambda', J', M'_J} Q_{M_J, M'_J} \\ \times |\Lambda, J, M_J\rangle \langle \Lambda', J', M'_J|,$$

where if we fix $\theta_+ = \chi$ such that we approximate the unitary U then

$$Q_{M_J, M'_J} = \frac{1}{2} \left[\cos^2\chi (1 + b_{M_J, M'_J}(\tau)) + \sin\chi \cos\chi e^{-\pi\kappa/4|gz|} \right. \\ \times (e^{-i\pi M_J} + e^{i\pi M'_J}) + \sin^2\chi e^{-\pi\kappa/2|gz|} e^{-i\pi(M_J - M'_J)} \\ \left. + e^{-i\pi(M_J - M'_J)} (\sin^2\chi (1 + b_{M_J, M'_J}(\tau)) - \sin\chi \cos\chi) \right. \\ \times e^{-\pi\kappa/4|gz|} (e^{-i\pi M_J} + e^{i\pi M'_J}) + \cos^2\chi \\ \left. \times e^{-\pi\kappa/2|gz|} e^{-i\pi(M_J - M'_J)} \right)].$$

Of course for the case of no decay, $\kappa = 0$, then $Q_{M_J, M'_J} = V_{M_J, M'_J}$.

The process fidelity is readily computed using the fact that the noise map $\mathcal{E}(\rho_S(0))$ commutes with the target unitary U . Hence, we can compute the fidelity which measures how close the noisy map $\mathcal{E}'(\rho_S(0)) = U^{\dagger} \mathcal{E}(\rho_S(0)) U$ is to the ideal operation, i.e. the identity operation:

$$F_{\text{pro}}(\mathcal{E}, U) = F_{\text{pro}}(\mathcal{E}', I) =_{S, S'} \langle \Phi^+ | \rho_{\mathcal{E}'} | \Phi^+ \rangle_{S, S'}.$$

Here we are computing the overlap of the Jamiołkowski-Choi representations of the maps as states in the Hilbert space $\mathcal{H}_S \otimes \mathcal{H}_{S'}$ containing our system space and a copy each with dimension D :

$$|\Phi^+\rangle_{S, S'} = \frac{1}{\sqrt{D}} \sum_{\Lambda, J, M_J} |\Lambda, J, M_J\rangle_S \otimes |\Lambda, J, M_J\rangle_{S'}, \\ \rho_{\mathcal{E}'} = I_S \otimes \mathcal{E}'_{S'}(|\Phi^+\rangle_{S, S'}) \\ = \frac{1}{D} \sum_{\Lambda, J, M_J, \Lambda', J', M'_J} Q_{M_J, M'_J} V_{M_J, M'_J}^* \\ \times |\Lambda, J, M_J\rangle_S \langle \Lambda', J', M'_J| \otimes |\Lambda, J, M_J\rangle_{S'} \langle \Lambda', J', M'_J|.$$

Hence

$$F_{\text{pro}}(\mathcal{E}, U) = \frac{1}{D^2} \sum_{\Lambda, \Lambda'} \sum_{J, J'} \sum_{M_J = -J}^J \sum_{M'_J = -J'}^{J'} R_{M_J, M'_J},$$

where

$$R_{M_J, M'_J} = Q_{M_J, M'_J} V_{M_J, M'_J}^*.$$

Now $R_{M_J, M_J} = 0$, and the for off diagonal elements, for $\kappa/|gz| \ll 1$ we find,

$$\Re[R_{M_J, M'_J}] \approx \begin{cases} 1 - \frac{\pi}{2} \frac{\kappa}{2|gz|} + \frac{\pi^2}{4} \left(\frac{\kappa}{2gz}\right)^2 & M_J - M'_J \text{ even} \\ 1 - \left(\frac{\pi}{2} + \frac{(-1)^{(2M_J+1)/2} \sin(4\chi)}{2(M_J - M'_J)}\right) \frac{\kappa}{2|gz|} + \left(\frac{(-1)^{(2M_J+1)/2} \sin(4\chi)}{4(M_J - M'_J)} + \frac{\cos(4\chi)+1}{2(M_J - M'_J)^2} + \frac{\pi^2(3+\cos(4\chi))}{16}\right) \left(\frac{\kappa}{2gz}\right)^2 & M_J - M'_J \text{ odd.} \end{cases} \quad (17)$$

The above expression is made a bit simpler by counting c_J^m , the number of inequivalent spin- J irreps of the m fold symmetrized direct product of $SU(2)$, where m is the number of spin- $1/2$ particles in the system. The dimension can be computed using Young tableau [29]:

$$c_J^m = \frac{2J+1}{\frac{m}{2}+J+1} \binom{m}{\frac{m}{2}-J}.$$

Making use of the fact that $Q_{M'_J, M_J} = Q_{M_J, M'_J}^*$, the fidelity is

$$F_{\text{pro}}(\mathcal{E}, U) = \frac{1}{2^{2m}} \sum_{J, J'=1/2}^{m/2} c_J^m c_{J'}^m \sum_{M_J=-J}^J \sum_{M'_J=-J'}^{J'} \Re[R_{M_J, M'_J}].$$

From Eq. 17 we find a lower bound for the fidelity:

$$F_{\text{pro}}(\mathcal{E}, U) > 1 - \frac{\pi}{2} \frac{\kappa}{2|gz|}. \quad (18)$$

1. Protocol with a detector

The above computation of fidelity may be overly pessimistic because one could adopt a strategy where the output of the cavity is continuously monitored for leakage of a photon during the coupling and altering the protocol accordingly. Consider the situation where we have a perfect photon detector outside the cavity that measures the presence of a leaked photon. In the case of a null result, the system evolves via a non-Hermitian Hamiltonian: $\rho(t) = \frac{e^{\mathcal{L}t} \rho(0)}{\text{Tr}[\cdot]}$ where $\mathcal{L}[\rho(t)] = -i(V_Z - i\frac{\kappa}{2}a^\dagger a)\rho(t) + i\rho(t)(V_Z + i\frac{\kappa}{2}a^\dagger a)$. The operator basis elements then evolve as

$$\begin{aligned} A_{\text{null}}^{M_J, M'_J}(t) &= |\Lambda, J, M_J\rangle \langle \Lambda', J', M'_J| \otimes \frac{1}{1 + e^{-\kappa t}} \left(|0\rangle \langle 0| \right. \\ &\quad + e^{(i2gzM'_J - \kappa/2)t} |0\rangle \langle 1| + e^{(-i2gzM_J - \kappa/2)t} |1\rangle \langle 0| \\ &\quad \left. + e^{(-i2gz(M_J - M'_J) - \kappa)t} |1\rangle \langle 1| \right), \end{aligned}$$

whereas in the case of detected photon at time t we have

$$A_{\text{det}}^{M_J, M'_J}(t) = |\Lambda, J, M_J\rangle \langle \Lambda', J', M'_J| e^{-i2gz(M_J - M'_J)t}. \quad (19)$$

The evolution in the later case is unitary and we can restore the system to its prior state by applying the locally generated unitary operator $W_{\text{corr}}(t) = e^{i2gzJ^z}$. We adopt the following protocol to implement $U = e^{-i\chi S_C^z}$:

- Prepare the ancilla as in Sec. III A and let the photon interact with the system for a time $\tau = \pi/2gz$.

- If no photon is detected, then measure the photon inside the cavity in the rotated basis $|\chi_{\pm}\rangle$ and if the outcome is $|\chi_{-}\rangle$ apply local gate S_C^z as in Sec. III A. End.
- If a photon is detected at time t apply the local correction gate $W_{\text{corr}}(t)$. Repeat.

In the above protocol, the unitary U is approximated after a sequence of $m-1$ clicks and a final null count, an event which occurs with probability:

$$\begin{aligned} p_m &= \int_0^\tau dt_m p_{\text{null}}(t_m) \int_0^\tau \cdots \int_0^\tau dt_{m-1} \cdots dt_1 p_{\text{det}}(t_m) \\ &= \left(\frac{|gz|}{\pi\kappa}\right)^m \left(\frac{\pi\kappa}{2|gz|} - e^{\pi\kappa/2|gz|} + 1\right) \left(\frac{\pi\kappa}{2|gz|} + e^{\pi\kappa/2|gz|} - 1\right)^{m-1}, \end{aligned}$$

where the integration measure is $dt_k = 1/\tau$ and

$$p_{\text{null}}(t_k) = \frac{1 + e^{-\kappa t_k}}{2}, \quad p_{\text{det}}(t_k) = 1 - p_{\text{null}}(t_k).$$

Assuming for simplicity that the total time to detect a photon, apply the correction gate and re-prepare a probe photon is roughly τ , then the mean \bar{t}_{gate} and variance Δt_{gate} of the time to perform the gate is

$$\begin{aligned} \bar{t}_{\text{gate}} &= \tau \sum_{m=1}^{\infty} m p_m \\ &= \frac{\tau e^{\pi\kappa/2|gz|} \pi\kappa / |gz|}{e^{\pi\kappa/2|gz|} (\pi\kappa/2|gz| + 1) - 1} \leq 2\tau, \\ \Delta t_{\text{gate}} &= \sqrt{\bar{t}_{\text{gate}}^2 - \bar{t}_{\text{gate}}^2} \\ &= \frac{\tau \sqrt{e^{\pi\kappa/2|gz|} (e^{\pi\kappa/2|gz|} (\pi\kappa/2|gz| - 1) + 1) \pi\kappa / |gz|}}{e^{\pi\kappa/2|gz|} (\pi\kappa/2|gz| + 1) - 1} \\ &\leq \sqrt{2}\tau. \end{aligned}$$

Notice that these values are bounded above.

The fidelity is easily calculated by noting that the action of each map associated with a detector click is a unitary operation which is undone by a correction step. So the only step in the protocol that acts non trivially is the step with the final null count. Evaluating the fidelity as before but using the expression $A_{\text{null}}^{M_J, M'_J}(t)$ we find

$$\begin{aligned} F_{\text{pro}}(\mathcal{E}, U) &= \frac{1}{2} \left(1 + \cos^2(2\chi) + \frac{2e^{\pi\kappa/4gz}}{1 + e^{\pi\kappa/2gz}} \sin^2(2\chi) \right) \\ &= 1 - \frac{\pi^2 \kappa^2}{64g_z^2} \sin^2(2\chi) + O((\kappa/2gz)^4), \end{aligned}$$

where the expansion is valid for $\kappa/|gz| \ll 1$.

In fact we can do better. Using our knowledge of the necessary gate time τ in the event of a null detection it is advantageous to prepare the initial photon state

$$(|0\rangle + e^{\pi\kappa/4|gz|}|1\rangle)/\sqrt{1 + e^{\pi\kappa/2|gz|}}.$$

Evolution of the basis states is

$$\begin{aligned} A_{\text{null}}^{M_J, M'_J}(t) &= |\Lambda, J, M_J\rangle\langle\Lambda', J', M'_J| \otimes \frac{1}{1 + e^{\pi\kappa/2|gz| - \kappa t}} \left(|0\rangle\langle 0| \right. \\ &\quad + e^{(2gzM'_J t + \pi\kappa/4|gz| - \kappa t/2)} |0\rangle\langle 1| \\ &\quad + e^{(-2gzM_J t + \pi\kappa/4|gz| - \kappa t/2)} |1\rangle\langle 0| \\ &\quad \left. + e^{(-2gz(M_J - M'_J)t + \pi\kappa/2|gz| - \kappa t)} |1\rangle\langle 1| \right), \end{aligned}$$

and $A_{\text{det}}^{M_J, M'_J}(t)$ is as in Eq. 19. After a time τ a null detection gives the target evolution and the fidelity is one. As before, in the case of a photodetection event, the system evolution can be reversed and the protocol repeated.

Now the probabilities for a null count or detection of a photon are modified to:

$$p_{\text{null}}(t_k) = \frac{1 + e^{\pi\kappa/2|gz| - \kappa t_k}}{1 + e^{\pi\kappa/2|gz|}}, \quad p_{\text{det}}(t_k) = 1 - p_{\text{null}}(t_k).$$

The mean \bar{t}_{gate} and variance Δt_{gate} of the time to perform the gate is

$$\begin{aligned} \bar{t}_{\text{gate}} &= \tau \sum_{m=1}^{\infty} m p_m \\ &= \frac{\tau(1 + e^{\pi\kappa/2|gz|})\pi\kappa/2|gz|}{\pi\kappa/2|gz| + e^{\pi\kappa/2|gz|} - 1}, \\ \Delta t_{\text{gate}} &= \sqrt{\bar{t}_{\text{gate}}^2 - \bar{t}_{\text{gate}}^2} \\ &= \frac{\tau\sqrt{(1 + e^{\pi\kappa/2|gz|})(e^{\pi\kappa/2|gz|}(\pi\kappa/2gz - 1) + 1)\pi\kappa/2|gz|}}{\pi\kappa/2|gz| + e^{\pi\kappa/2|gz|} - 1}. \end{aligned}$$

The mean and variance of the gate time is now unbounded with increasing κ but for $\kappa/|gz| \ll 1$ the values are comparable to the prior case with the photon probe prepared in $(|0\rangle + |1\rangle)/\sqrt{2}$.

For a situation with finite detector efficiency η which can be modeled as a rank 2 projector on the photon, the fidelity will degrade ultimately to the case of no detector as derived above.

B. Geometric phase gate

In order to evaluate the effect of cavity decay during the the geometric phase gate, we are particularly interested in the case where initially $A^{M_J, M'_J}(0) = |\Lambda, J, M_J\rangle\langle\Lambda', J', M'_J| \otimes |\alpha_{M_J}\rangle\langle\beta_{M'_J}|$, with $|\alpha_{M_J}\rangle$, $|\beta_{M'_J}\rangle$ coherent states. This kind of factorization is true at any stage of spin coupling to the

field. Using, Eq. 13, the sum becomes an exponential and the evolved state is

$$\begin{aligned} \rho(t) &= e^{\mathcal{L}t} \rho(0) \\ &= \sum_{\Lambda, J, M_J, \Lambda', J', M'_J} e^{d(t)} \sigma_{\Lambda, J, M_J, \Lambda', J', M'_J} |\Lambda, J, M_J\rangle\langle\Lambda', J', M'_J| \\ &\quad \otimes |e^{-(igM + \kappa/2)t} \alpha_{M_J}\rangle\langle e^{-(igM' + \kappa/2)t} \beta_{M'_J}|, \end{aligned} \quad (20)$$

where

$$d(t) = \alpha_{M_J} \beta_{M'_J}^* b_{M_J, M'_J}(t) - (|\alpha_{M_J}|^2 + |\beta_{M'_J}|^2) \frac{1 - e^{-\kappa t}}{2}. \quad (21)$$

For completeness, an alternate derivation of the evolution using the characteristic equation for the joint state is given in Appendix B.

We ignore decay during the displacement stages of the evolution (i.e. we assume these are done quickly relative to the decay rate), and we assume that the system particles do not interact with the field during these steps. In order to perform logical operations on the protected memory, we do not need an ancilla and there are seven time steps beginning with the cavity in the vacuum state:

$$D(-\beta) e^{-i\tau_5 V_Z} D(-\alpha) e^{i\tau_3 V_Z} D(\beta) e^{-i\tau_1 V_Z} D(\alpha),$$

as described in Sec. III B. Let $\tau_5 = \tau_3 = \tau_1$ so that the periods of spin field coupling are all equal in duration. Notice the change in sign of the evolution during the period τ_3 . This can be accommodated by changing the sign of the coupling parameter gz by e.g. changing the sign of field detuning. In order that the field state return to the vacuum at the end of the sequence, we choose $\alpha'^{-\kappa\tau_1}$, $\beta'^{-\kappa\tau_1}$. The total sequence then yields the output state:

$$\begin{aligned} \rho_{\text{out}} &= \sum_{\Lambda, J, M_J, \Lambda', J', M'_J} \sigma_{\Lambda, J, M_J, \Lambda', J', M'_J} R_{M_J, M'_J} \\ &\quad \times e^{i\chi \sin(\phi + 2gz\tau_1 M_J)} |\Lambda, J, M_J\rangle\langle\Lambda', J', M'_J| \\ &\quad \times e^{-i\chi \sin(\phi + 2gz\tau_1 M'_J)} \otimes |0\rangle\langle 0|, \end{aligned}$$

where we defined $R_{M_J, M'_J} = e^{d(t_2) + d(t_4) + d(t_6)}$ and $\chi = |\alpha\beta|(e^{-3\kappa\tau_1/2} + e^{-\kappa\tau_1/2})/2$. This can be interpreted as coherent evolution with an effective evolution operator

$$e^{-iH_{\text{int}}T} = e^{i\chi \sin(\phi + 2gz\tau_1 J^z)},$$

where T is an effective time for the gate, followed by dephasing in the $\{\Lambda, J, M_J\}$ basis. Matrix elements diagonal in M_J are invariant. For m even, the parameters $gz\tau_1 = \pi/2$, $|\alpha| = |\beta|$, $\phi = \pm\pi/2$, generate

$$U = \exp[\mp i(-1)^{\frac{m}{2}} |\alpha|^2 S_C^z (e^{-3\kappa\tau_1/2} + e^{-\kappa\tau_1/2})/2].$$

The strength of the dephasing and decay is then,

$$R_{M_J, M'_J} = \exp \left[\frac{(M_J - M'_J) |\alpha|^2 e^{-\pi\kappa/|gz|} (1 + e^{\pi\kappa/2|gz|}) (2(1 - e^{\pi\kappa/2|gz|}) (M_J - M'_J) \pm ((-1)^{M_J} - (-1)^{M'_J}) e^{\pi\kappa/4|gz|} \kappa/2|gz|)}{(M_J - M'_J)^2 + (\kappa/2gz)^2} \right] \\ \times \exp \left[\mp i \frac{((-1)^{M_J} - (-1)^{M'_J}) |\alpha|^2 e^{-3\pi\kappa/4|gz|} (1 + e^{\pi\kappa/2|gz|}) (\kappa/2gz)^2}{(M_J - M'_J)^2 + (\kappa/2gz)^2} \right]. \quad (22)$$

Note that $R_{M_J, M'_J} = R_{M_J, M'_J}^*$. For $\kappa/|gz| \ll 1$ and $M_J \neq M'_J$,

$$\Re[R_{M_J, M'_J}] \approx \begin{cases} 1 - 4\pi |\alpha|^2 \frac{\kappa}{2|gz|} + 4\pi^2 \left(\frac{\kappa}{2gz}\right)^2 |\alpha|^2 (1 + 2|\alpha|^2) & M_J - M'_J \text{ even} \\ 1 - 4\pi |\alpha|^2 \left(1 + \frac{1}{M_J - M'_J}\right) \frac{\kappa}{2|gz|} + \frac{4|\alpha|^2 ((M_J - M'_J)\pi - 1) ((M_J - M'_J)(2\pi|\alpha|^2 + \pi) - 2|\alpha|^2)}{(M_J - M'_J)^2} \left(\frac{\kappa}{2gz}\right)^2 & M_J - M'_J \text{ odd.} \end{cases} \quad (23)$$

For m odd, the parameters $g_z\tau_1 = \pi/2$, $|\alpha| = |\beta|$, $\phi = 0(\pi)$, generate

$$U = \exp[\mp i (-1)^{\frac{m-1}{2}} |\alpha|^2 S_c^z (e^{-3\kappa\tau_1/2} + e^{-\kappa\tau_1/2})/2].$$

The strength of the dephasing is the same as Eq. 22 but with the replacements $M_J \rightarrow (2M_J - 1)/2$ and $M'_J \rightarrow (2M'_J - 1)/2$.

As in the case of the single photon mediated gate, the noisy implementation of the geometric phase gate commutes with the target unitary $U = e^{-i\chi S_c^z}$. The process fidelity is then,

$$F_{\text{pro}}(\mathcal{E}, U) = \frac{1}{2^{2m}} \sum_{J, J'} c_J^m c_{J'}^m \sum_{M_J = -J}^J \sum_{M'_J = -J'}^{J'} \Re[R_{M_J, M'_J}],$$

where we make use of the fact that $R_{M_J, M'_J} = R_{M_J, M'_J}^*$. The magnitude of the coherent state amplitude is chosen to best approximate U by fixing $|\alpha| = |\beta|$ and:

$$\chi = |\alpha|^2 (e^{-3\pi\kappa/4|gz|} + e^{-\pi\kappa/4|gz|})/2.$$

It is quickly verified that for $\kappa = 0$, $F_{\text{pro}}(\mathcal{E}, U) = 1$. By Eq. 23 we find the lower bound

$$F_{\text{pro}}(\mathcal{E}, U) \geq 1 - \frac{4\pi\chi\kappa/|gz|}{(e^{-3\pi\kappa/4|gz|} + e^{-\pi\kappa/4|gz|})} \quad (24) \\ > 1 - \frac{4\pi\chi\kappa}{2|gz|} \left(1 + \frac{\pi\kappa}{2|gz|}\right).$$

In closing, note that the process fidelity for the case in which the target evolution is unitary can be related to the average fidelity via [28]:

$$F_{\text{ave}}(\mathcal{E}, U) = \int_{|\psi\rangle \in \mathcal{H}_S} d\psi F(\mathcal{E}(|\psi\rangle), U|\psi\rangle\langle\psi|U^\dagger) \\ = \frac{F_{\text{pro}}(\mathcal{E}, U)D + 1}{D + 1}.$$

Topologically ordered states have the property that for pure states, when the system is divided into two connected domains, the subsystem entropy scales like the size of the boundary [30]. For the surface codes and in the case where the two subsystems are just one string of spins and the rest, this implies that the subsystem entropy of the string is nearly maximal because by isotopy the state of any string on the lattice can

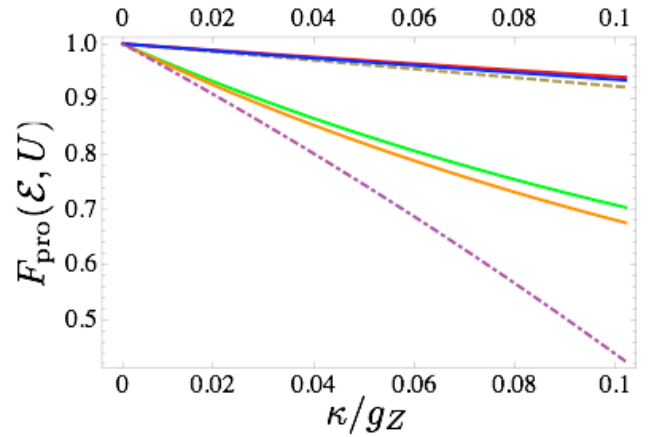


FIG. 6: Process fidelity of an implementation \mathcal{E} of the many body gate $U = e^{-i\frac{\pi}{4}\prod_{j=1}^m \sigma_j^z}$ as a function of cavity decay κ (in units of the particle field coupling strength g_z). Here the time is chosen so that $g_z\tau = \pi/2$ where τ is the time spent during each stage of coherent coupling between field and particles. Plots are shown for an implementation using the geometric phase gate on $m = 9$ spins (green) and $m = 25$ spins (orange); and using a single photon for $m = 9$ (red), $m = 25$ (blue). Also shown are the lower bounds on fidelity from Eq. 18 (dashed) and Eq. 24 (dot-dashed). For the phase gate, we choose the coherent state amplitudes according to $|\alpha\beta|(e^{-3\kappa\tau/2} + e^{-\kappa\tau/2})/2 = \frac{\pi}{4}$. It is assumed that no decay occurs during the field displacement stages.

be deformed to any other string in the same homology equivalence class. Hence we expect that the subsystem of spins that are acted on during the gate has equal weight on most states in its Hilbert space and the measure of fidelity as an average measure over pure states is a good one.

V. FIDELITY WITH OTHER DECOHERENCE MECHANISMS

Up to now we have ignored decoherence mechanisms such as radiative decay of the spins into all modes of the electro-

magnetic field, and possible sources of noise such as fluctuating optical trapping fields and stray magnetic fields. Many of these effects will be system dependent, however we can make some quantitative statements for the case that the noise is isotropic. This is a reasonable working assumption because in order to obtain the spin lattice models used for protected quantum memories, it is assumed that the qubit levels are degenerate. Hence absent any special symmetry imposed on the environment and control fields, we expect the noise and radiative decay to act isotropically on the spins.

A. Collective depolarization

In the case where the decoherence channels correspond to environmental modes that couple coherently to all the spins, we can describe the system as undergoing collective decoherence. This would be case, e.g. for trapped polar molecules where the transition microwave wavelength is much larger than the optical wavelength spacing between molecules. The map describing collective depolarization is described by applying a the same random $SU(2)$ rotation to all qubits in the system

$$\begin{aligned} \mathcal{E}_{\text{cd}}(\rho) &= (1-p)\rho + p \int_{\Omega \in SU(2)} d\Omega [U(\Omega)]^{\otimes m} \rho [U^\dagger(\Omega)]^{\otimes m} \\ &= (1-p)\rho + p \sum_{J, \Lambda, \Lambda'} [\rho_{\Lambda, \Lambda'}^J] \otimes \frac{\mathbf{1}_{2J+1}}{2J+1}, \end{aligned}$$

where $\rho_{\Lambda, \Lambda'}^J = \sum_{M_J} \langle \Lambda, J, M_J | \rho | \Lambda', J, M_J \rangle$. The strength of the collective depolarization is parameterized by p such that for isotropic decay at rate γ , over a time period t , $p = 1 - e^{-\gamma t}$. Essentially the collective depolarization erases coherences between different J quantum numbers and maximally mixes the reduced state within each J block. Accordingly, this map commutes with the map \mathcal{E}_g corresponding to the cavity decay derived above: $\mathcal{E}_{\text{cd}} \circ \mathcal{E}_g(\rho) = \mathcal{E}_g \circ \mathcal{E}_{\text{cd}}(\rho)$, and as before we can compute the process fidelity for a process with cavity decay and collective depolarization as:

$$F_{\text{pro}}(\mathcal{E}_{\text{cd}} \circ \mathcal{E}_g, U) = {}_{S, S'} \langle \Phi^+ | \rho_{\mathcal{E}'} | \Phi^+ \rangle_{S, S'}, \quad (25)$$

where $\mathcal{E}'(\rho) = U^\dagger(\mathcal{E}_{\text{cd}} \circ \mathcal{E}_g(\rho))U$ and

$$\begin{aligned} \rho_{\mathcal{E}'} &= \frac{1}{2^m} \sum_{\Lambda, J, M_J, \Lambda', J', M_J'} |\Lambda, J, M_J\rangle_S \langle \Lambda', J', M_J'| \\ &\otimes ((1-p)R_{M_J, M_J'} |\Lambda, J, M_J\rangle_{S'} \langle \Lambda', J', M_J'| \\ &+ \frac{p\delta_{M_J, M_J'}\delta_{J, J'}}{2J+1} \sum_{M_J''=-J}^J |\Lambda, J, M_J''\rangle_{S'} \langle \Lambda', J, M_J''|). \end{aligned}$$

We find

$$\begin{aligned} F_{\text{pro}}(\mathcal{E}_{\text{cd}} \circ \mathcal{E}_g, U) &= (1-p)F_{\text{pro}}(\mathcal{E}_g, U) \\ &+ \frac{p}{2^{2m}} \sum_{J=(1-(-1)^m)/4}^{m/2} (c_J^m)^2. \end{aligned}$$

The sum can be evaluated in closed form in terms of hypergeometric functions and it quickly decays to zero, e.g. for m large the second term scales like $\frac{p}{5} \left(\frac{m}{2}\right)^{-3/2}$.

B. Independent depolarization

For environments with a correlation length small compared to the lattice spacing, as in the case of optical scattering by trapped atoms in an optical lattice we can model the decoherence as independent isotropic noise on each qubit. Under this assumption, the evolution equation will contain an additional Liouvillian

$$\dot{\rho} = \frac{\gamma_{\text{eff}}}{4} \sum_{k=1}^m \sum_{\alpha} (\sigma_k^\alpha \rho \sigma_k^\alpha - \rho),$$

where the effective decay rate per particle is $\gamma_{\text{eff}} = \gamma \bar{n} g^2 / \Delta^2$ where γ is the spontaneous decay rate and \bar{n} is the average photon number in the cavity. For the single photon mediated gate and the geometric phase gate we can assume $\bar{n} \sim 1$ and $\bar{n} = |\alpha|^2$ respectively. The corresponding noise map is now

$$\mathcal{E}_{\text{id}}(\rho) = (1-m p)\rho + p \sum_{k=1}^m \text{Tr}_k[\rho] \otimes \frac{\mathbf{1}_2}{2},$$

where Tr_k is the trace over the k -th spin and $p = 1 - e^{-\gamma_{\text{eff}} t}$. Different from the case of collective depolarization, the operations \mathcal{E}_g and \mathcal{E}_{id} do not commute, as can easily be easily verified on a two qubit system.

An estimate for the effect of spontaneous emission can still be obtained in the perturbative limit, where $m p \simeq m \gamma_{\text{eff}} \tau \ll 1$ for a gate time τ . For both gates this time is $\tau \sim \pi \Delta / g^2$. The final state can then be approximated by

$$\rho_{\text{out}} \simeq \mathcal{E}_{\text{id}} \circ \mathcal{E}_g(\rho)$$

and the corresponding process fidelity can be lower bounded by $F_{\text{pro}}(\mathcal{E}_{\text{id}} \circ \mathcal{E}_g, U) \geq (1-m p)F_{\text{pro}}(\mathcal{E}_g, U)$.

VI. CONCLUSIONS

We have analyzed the performance of cavity mediated many body gates in a spin lattice. To summarize the requirements for robust gates we require: high quality cavities, i.e. low loss rates ($\kappa/|g_Z| \ll 1$), and dispersive coupling $\gamma, g \ll \Delta$. These can be satisfied in the strong coupling limit where $\gamma, \kappa \ll 1$. Note that it is possible to have $\kappa \ll g < \gamma$ and still satisfy these requirements. Recent experiments [31] reported 3D trapping of Rb atoms in a high finesse optical cavity with coupling parameters $(g, \gamma, \kappa)/2\pi = (16, 3, 1.4)$ MHz. Microwave cavities offer the possibility of even better numbers. For example, superconducting strip line cavities resonant at microwave transitions frequencies have been built [32] with parameters $(g, \kappa)/2\pi = (200, 0.1)$ MHz. These cavities can be used to trap polar molecules and coherently control them on the microwave transitions between rotational levels (the linewidths on such excited rotational states are

negligible)[33]. A difficulty here may be interacting with the atoms using lasers in the vicinity of the strip line cavities. One might try to trap without lasers using self assembly with static electric fields but care should be taken to ensure that the underlying lattice model is compatible with the setup. Ultimately, we expect the idea of using quantum probes for many body control will suggest new strategies for information processing in strongly correlated states of matter.

VII. ACKNOWLEDGEMENTS

We gratefully acknowledge conversations with D. Bacon, H. P. Buchler, E. Demler, A. V. Gorshkov, M. Hafezi, L. Ioffe. Work at Harvard is supported by NSF, ARO-MURI, CUA, DARPA, AFOSR, and the Packard Foundation. Work at Innsbruck is supported by the Austrian Science Foundation, the EU under grants OLAQUI, SCALA, and the Institute for Quantum Information.

APPENDIX A: A SUBSYSTEM CODE

The Hamiltonian H_{cp} differs from the 2D Ising type model introduced in [3], namely: $H' = -J(\sum_{x\text{-links}} \sigma^x \sigma^x + \sum_{y\text{-links}} (\sigma^x \sigma^x + \sigma^z \sigma^z) + \sum_{z\text{-links}} \sigma^z \sigma^z)$. However, both models possess the same subsystem structure. Stabilizer operators are generated by the $2(n-1)$ members of the set $\{V_j^X, V_j^Z\}_{j=1}^{n-1}$ where the generators are adjacent planes of σ^x operators in the $\hat{x}-\hat{y}$ plane and σ^z operators in the $\hat{y}-\hat{z}$ plane:

$$V_i^X = \prod_{j,k=1}^n \sigma_{i,j,k}^x \sigma_{i+1,j,k}^x, \quad V_k^Z = \prod_{i,j=1}^n \sigma_{i,j,k}^z \sigma_{i,j,k+1}^z.$$

The Hamiltonian H_{cp} can encode one qubit of information in a subsystem of the total Hilbert space $\mathcal{H}_2^{\otimes n^3}$. For clarity, we recall the argument given in [3] for the subsystem structure of the energy eigenspaces. It is understood by considering invariant subspaces of the Hamiltonian with respect to three sets of operators: $\mathcal{L}, \mathcal{V}, \mathcal{T}$. The set \mathcal{T} , which is a group, consists of all products of Pauli operators consisting of an even number of σ^x operators in each $\hat{x}-\hat{y}$ plane and an even number of σ^z operators in each $\hat{y}-\hat{z}$ plane. It is generated under multiplication by the summands in the Hamiltonian H , i.e.

$$\mathcal{T} = \langle \{ \sigma_{i,j,k}^x \sigma_{i+1,j,k}^x, \sigma_{i,j,k}^x \sigma_{i,j+1,k}^x, \sigma_{i,j,k}^z \sigma_{i,j+1,k}^z, \sigma_{i,j,k}^z \sigma_{i,j,k+1}^z \} \rangle \quad (\text{A1})$$

The Hamiltonian, in particular, is in the real span of \mathcal{T} . The stabilizer set \mathcal{V} , also a group, is generated under multiplication as

$$\mathcal{V} = \langle \{ V_k^X, V_k^Z \}_{k=1}^{n-1} \rangle \quad (\text{A2})$$

\mathcal{V} is an abelian subgroup of \mathcal{T} . Finally, the set \mathcal{L} consists of operators with an odd number of $\hat{y}-\hat{z}$ plane operators $L_i^X = \prod_{j,k=1}^n \sigma_{i,j,k}^x$ and an odd number of $\hat{x}-\hat{y}$ plane operators $L_k^Z = \prod_{i,j=1}^n \sigma_{i,j,k}^z$, i.e.

$$\mathcal{L} = \langle \{ L_k^X \} \rangle / \langle \{ V_k^X \} \rangle \langle \{ V_i^Z \} \rangle / \langle \{ V_i^Z \} \rangle \quad (\text{A3})$$

This set is clearly not a group (e.g. it has no identity element) but $\mathcal{L} \cup \mathcal{V}$ is. Note that $\forall t \in \mathcal{T}, v \in \mathcal{V}, \ell \in \mathcal{L}$, the following commutation relations hold $vtv^{-1} = t, t\ell t^{-1} = \ell$.

We can partition the Hilbert space into ± 1 eigenspaces of the $2(n-1)$ independent stabilizer generators $\{V_k^X, V_i^Z\}$:

$$\mathcal{H} = \bigoplus_{v^X, v^Z} \mathcal{H}_{v^X, v^Z} \quad (\text{A4})$$

where $v^X = (v_1^X, v_2^X, \dots, v_{n-1}^X)$ is an $n-1$ bit string of the eigenvalues of V_k^X and $v^Z = (v_1^Z, v_2^Z, \dots, v_{n-1}^Z)$ is an $n-1$ bit string of the eigenvalues of V_k^Z . Because the Hamiltonian $H_{\text{cp}} \in \text{span}_{\mathbb{R}} \mathcal{T}$, its eigenspaces are block diagonal in $\{v^X, v^Z\}$. Furthermore, because all elements of \mathcal{L} commute with elements of \mathcal{T} , we further decompose the eigenspaces as

$$\mathcal{H}_{v^X, v^Z} = \mathcal{H}_{v^X, v^Z}^{\mathcal{T}} \otimes \mathcal{H}_{v^X, v^Z}^{\mathcal{L}} \quad (\text{A5})$$

Operators in \mathcal{L} commute with \mathcal{T} and \mathcal{V} so they leave those spaces invariant. In a given stabilizer eigenspace, any operator in \mathcal{L} can be reduced to the simple product of one plane operator L_1^X and one plane operator L_1^Z . Because n is odd these operators anticommute: $\{L_1^X, L_1^Z\} = 0$, hence they form a representation of a two dimensional Clifford algebra. By dimension counting then: $\dim \mathcal{H}_{v^X, v^Z}^{\mathcal{T}} = 2^{n^3 - 2n + 1}$ and $\dim \mathcal{H}_{v^X, v^Z}^{\mathcal{L}} = 2$. It is in the subspace \mathcal{L} that a logical qubit can be stored. Furthermore, the logical operators on the qubit subspace correspond to single plane operators. Writing $L_1^Z L_1^X = iL_1^Y$, the algebra $\text{span}_{\mathbb{R}} \{L_1^X, L_1^Y, L_1^Z\}$ then forms a representation of the algebra $\mathfrak{su}(2)$; i.e. they are the logical qubit operators.

There is another way to see the action of these operators on the ground states of H_{cp} . Note that H_{cp} is time reversal symmetric and the number of spin-1/2 particles in the system is n^3 (odd). Hence by Kramer's Theorem, each eigenspace has degeneracy which is a multiple of 2. The eigenstates come in pairs $(|\lambda\rangle, \mathcal{U}|\lambda\rangle)$ where the anti-linear time reversal operator acts as $\mathcal{U}|\lambda\rangle = KC|\lambda\rangle$ where C is the complex conjugation operation and $K = \prod_{i,j,k=1}^n (-i\sigma_{i,j,k}^y)$. Because the Hamiltonian is real, the eigenstates can be chosen real such that any pair are given by $(|\lambda\rangle, K|\lambda\rangle)$. Now $K = -\prod_{i,j,k=1}^n \sigma_{i,j,k}^z \prod_{i,j,k=1}^n \sigma_{i,j,k}^x = -[\prod_{k=1}^{(n-1)/2} V_{2k}^Z L_1^Z][\prod_{i=1}^{(n-1)/2} V_{2i}^X L_1^X]$. But in a given stabilizer eigenspace \mathcal{H}_{v^X, v^Z} , the action of this operation is $K = -(\prod_{i,k=1}^{(n-1)/2} v_{2i}^X v_{2k}^Z) L_1^Z L_1^X$. Restricting to the subspace $v_i^X = v_k^Z = 1 \forall i, k$, we have $K = -iL_1^Y$. This then defines $(-i)$ times the logical Y operation on that subspace. From the commutation relations the operators L_1^X and L_1^Z are the logical X and Z operations respectively.

A logical CNOT operation can be done transversally between two code blocks. This follows by considering the action of the $\text{CNOT}_{i,j}$ operation on the Pauli operators:

$$\begin{aligned} \text{CNOT}_{i,j} X_i \text{CNOT}_{i,j} &= X_i X_j, & \text{CNOT}_{i,j} Z_i \text{CNOT}_{i,j} &= Z_i, \\ \text{CNOT}_{i,j} X_j \text{CNOT}_{i,j} &= X_j, & \text{CNOT}_{i,j} Z_j \text{CNOT}_{i,j} &= Z_i Z_j, \end{aligned} \quad (\text{A6})$$

Hence, by the group homomorphism, the joint stabilizer groups for the control I and target J logical qubits $\mathcal{V} \times \mathcal{V}$ is

preserved under conjugation by $\text{CNOT}^{\otimes n^3} = \text{CNOT}_{I,J}$. This is easily checked by noting that even numbers of planar L^X, L^Z operators get mapped to even numbers of planar operators of the same type. However the logical operators are acted upon nontrivially. Specifically, we have the same relations as in Eq. A6 but with logical operators replacing the physical qubit operators. Hence the transversal CNOT is a logical CNOT on the code blocks. Given the ability to generate arbitrary rotations $e^{i\phi L^X}, e^{i\phi L^Z}$ and the CNOT gate, and measurements of L^Z , exactly universal quantum computation is allowed.

The corresponding code is a $[[n^3, 1, n]]$ code, i.e. it encodes 1 logical qubit in n^3 physical qubits with a distance $d = n$. This code can detect up to $d - 1$ arbitrary errors and correct $\lceil (n - 1)/2 \rceil$ errors which is the maximal length of a an arbitrary error string with an unambiguous action. Error correction is done by finding the minimum Hamming weight n bit string consistent with the stabilizer measurements and applying single spin(phase) flips on those planes corresponding $\sigma^{x(z)}$ error locations. An example of a worst case error which saturates these numbers is the length ℓ error string $E = \prod_{i=i_0}^{i_0+\ell} \sigma_{i,j,k}^z$. The error string has two boundaries which flips the sign of the stabilizers measurements $V_{i_0}^X$ and $V_{i_0+\ell}^X$. For $\ell < \lceil (n - 1)/2 \rceil$, the error string creates two boundaries which are detected and appropriately corrected. But for longer strings the error correction procedure implements a logical error on the code.

Some requirements for robust information processing in the above code are:

- Preparation of the system in the ground subspace of H . Presumably can be accomplished by cooling the system to a pure separable state of a local Hamiltonian $H_0 = \sum_{i,j,k=1}^n \sigma_{i,j,k}^x$ then adiabatically turning on H . It would be necessary to check that the adiabaticity requirement was satisfied by estimating the gap of the time dependent Hamiltonian $H(s) = (1-s)H_0 + sH, s = t/T \in [0, 1]$.
- Projection onto a fiducial logical state in the ground subspace. This can be done by measuring $m_Z = \langle L_1^Z \rangle$ and assigning the logical state $|0_L\rangle(|1_L\rangle)$ to outcome $m_Z = \pm 1$. Such a process also allows measurement of the state in the logical Z basis.
- Encoding a quantum state and performing single qubit rotations. In order to do so it is necessary to be able to implement single logical qubit operations. To generate the continuous group $\text{SU}(2)$, the continuous gate set $\{e^{i\tilde{z}L_1^X}, e^{i\tilde{z}L_1^Z}\}$ suffices. One may rather demand only a discrete gate set that generates a group dense in $\text{SU}(2)$. One such gate library that can be done fault tolerantly is $\{L^h = e^{i\frac{\pi}{2}L_1^Z} e^{i\frac{\pi}{4}L_1^Y}, e^{-i\frac{\pi}{8}L_1^Z}, \text{CNOT}\}$. Since the L^Y is a product of σ^y operators on all qubits, single logical qubit gates could be performing by emersing the crystal in one direction into the cavity, first one plane to generate gates via L_1^Z and then the entire crystal to generated gates from L^Y . The CNOT can be performed transversally between two code blocks by performing physical

CNOT gates in parallel with n^3 control physical qubits in one code block acting on n^3 target physical qubits in the target code block. This one step parallel operation is difficult to do with local operations, however one could perform the gate locally by performing parallel CNOT gates between the n^2 physical qubits in the bottom most $\hat{x} - \hat{y}$ plane of the control logical qubit and the n^2 target physical qubits in the top most $\hat{x} - \hat{y}$ plane of the target logical qubit. A series of $n - 1$ such steps where the $\hat{x} - \hat{z}$ planes of the logical qubits are cyclically shifted realizes the logical CNOT. Each cyclic shifts can be done in a linear number of parallel planar SWAP gates.

- Measuring stabilizer operators is necessary to detect and ultimately correct errors. This demands measuring the set of $2(n - 1)$ independent stabilizer generators $\{V_i^X, V_k^Z\}$ which are nearest neighbor planes of products of all σ^x or all σ^z operations.

APPENDIX B: ALTERNATE DERIVATION OF DYNAMICS DURING THE GEOMETRIC PHASE GATE

The evolution of the joint system of spins and field in a coherent state basis was derived in Sec. IV B by integrating the equation of motion including cavity decay. Here we provide an alternative derivation using characteristic equation for the state. We begin by transforming the evolution in Eq. 12 to an interaction picture via

$$\rho_I(t) = e^{iV_Z t} \rho(t) e^{-iV_Z t}, \quad a_I(t) = e^{iV_Z t} a(t) e^{-iV_Z t},$$

we have

$$\dot{\rho}_I(t) = \kappa(a_I \rho_I a_I^\dagger - \frac{1}{2} a_I^\dagger a_I \rho_I - \frac{1}{2} \rho_I a_I^\dagger a_I).$$

Now $a_I(t) = e^{-i2gzJ^z t} a$ hence,

$$\dot{\rho}_I(t) = \kappa(a e^{-i2gzJ^z t} \rho_I e^{i2gzJ^z t} a^\dagger - \frac{1}{2} a^\dagger a \rho_I - \frac{1}{2} \rho_I a^\dagger a).$$

In the interaction picture:

$$A_I^{M_J, M'_J}(t) = |\Lambda, J, M_J\rangle \langle \Lambda', J', M'_J| (t) \otimes |\tilde{\alpha}_{M_J}(t)\rangle \langle \tilde{\beta}_{M'_J}(t)|,$$

where: $\tilde{\alpha}_{M_J}(t) = \alpha_{M_J}(t) e^{i2gz t M_J}, \tilde{\beta}_{M'_J}(t) = \beta_{M'_J}(t) e^{i2gz t M'_J}$, To derive the evolution during decay we use the characteristic function

$$X(t) = \text{Tr}_F [A_I^{M_J, M'_J}(t) e^{\lambda a^\dagger} e^{-\lambda^* a}],$$

(where the trace is taken over the field) such that

$$\begin{aligned} \dot{X}(t) &= \text{Tr}_F [\dot{A}_I^{M_J, M'_J}(t) e^{\lambda a^\dagger} e^{-\lambda^* a}] \\ &= \kappa \text{Tr}_F [(e^{-i2gz t (M_J - M'_J)} a A_I^{M_J, M'_J}(t) a^\dagger \\ &\quad - \frac{1}{2} a^\dagger a A_I^{M_J, M'_J}(t) - \frac{1}{2} A_I^{M_J, M'_J}(t) a^\dagger a) e^{\lambda a^\dagger} e^{-\lambda^* a}]. \end{aligned}$$

Using the relations:

$$e^{-\lambda^* a} a^\dagger = (a^\dagger - \lambda^*) e^{-\lambda^* a}, \quad a e^{\lambda a^\dagger} = e^{\lambda a^\dagger} (a + \lambda),$$

we obtain

$$\begin{aligned} \dot{X} &= -\kappa(e^{-i2gz t(M_J - M'_J)} - 1) \frac{\partial^2}{\partial \lambda^* \partial \lambda} X - \frac{\kappa}{2} \left(\lambda^* \frac{\partial X}{\partial \lambda^*} + \lambda \frac{\partial X}{\partial \lambda} \right) \\ &= \kappa(e^{-i2gz t(M_J - M'_J)} - 1) \tilde{\alpha}_{M_J}(t) \tilde{\beta}_{M'_J}^*(t) X \\ &\quad - \frac{\kappa}{2} \left(\tilde{\beta}_{M'_J}^*(t) \lambda - \tilde{\alpha}_{M_J}(t) \lambda^* \right) X. \end{aligned} \quad (\text{B1})$$

The equation of motion for the operator X can be solved by the method of characteristics. For the states of interest here we make the ansatz:

$$X(t) = C(t) e^{-\lambda^* \tilde{\alpha}_{M_J}(t)} e^{\lambda \tilde{\beta}_{M'_J}^*(t)} |\Lambda, J, M_J\rangle \langle \Lambda', J', M'_J|. \quad (\text{B2})$$

Evaluating the time derivative and setting this equal to Eq. B1 we find

$$\begin{aligned} \tilde{\alpha}_{M_J}(t) &= e^{-\kappa t/2} \alpha_{M_J}, \\ \tilde{\beta}_{M'_J}(t) &= e^{-\kappa t/2} \beta_{M'_J}, \\ X(t) &= \langle \beta_{M'_J} | \alpha_{M_J} \rangle^{(1-e^{-\kappa t})} e^{c(t)} e^{-\lambda^* \alpha e^{-\kappa t/2}} e^{\lambda \beta^* e^{-\kappa t/2}} \\ &\quad \times \langle \beta_{M'_J} e^{-\kappa t/2} | \alpha_{M_J} e^{-\kappa t/2} \rangle |\Lambda, J, M_J\rangle \langle \Lambda', J', M'_J|. \end{aligned}$$

Hence,

$$\begin{aligned} c(t) &= \int_0^t dt' \kappa [\tilde{\alpha}_{M_J}(t') \tilde{\beta}_{M'_J}^*(t' - i2gz t'(M_J - M'_J)) - 1] \\ &= \frac{1}{\kappa + i2gz(M_J - M'_J)} \left\{ \alpha_{M_J} \beta_{M'_J}^* [(e^{-\kappa t} - 1) i2gz(M_J - M'_J)] \right. \\ &\quad \left. + \kappa e^{-\kappa t} (1 - e^{-i2gz t(M_J - M'_J)}) \right\}, \end{aligned}$$

where we have chosen the integration constant so that $c(0) = 0$. Notice that for $gz = 0$, i.e. pure decay, then $c(t) = 0$. This should be the case as then $|\alpha_{M_J}\rangle \langle \beta_{M'_J}| \rightarrow \langle \beta_{M'_J} | \alpha_{M_J} \rangle^{(1-e^{-\kappa t})} |\alpha_{M_J} e^{-\kappa t/2}\rangle \langle \beta_{M'_J} e^{-\kappa t/2}|$. Furthermore, for $M_J = M'_J$ then $c(t) = 0$. To account for all phases and decay we introduce:

$$d(t) = c(t) - \frac{1 - e^{-\kappa t}}{2} (|\alpha_{M_J}|^2 + |\beta_{M'_J}|^2 - 2\alpha_{M_J} \beta_{M'_J}^*).$$

Finally we arrive at

$$\begin{aligned} \rho(t) &= e^{Lt} \rho(0) \\ &= \sum_{\Lambda, J, M_J, \Lambda', J', M'_J} \sigma_{\Lambda, J, M_J, \Lambda', J', M'_J} e^{d(t)} |\Lambda, J, M_J\rangle \langle \Lambda', J', M'_J| \\ &\quad \otimes |\alpha e^{-\kappa t/2} e^{-i2gz t M_J}\rangle \langle \beta e^{-\kappa t/2} e^{-i2gz t M'_J}|, \end{aligned}$$

which is the same evolution as derived in Eq. IV B.

-
- [1] A. Y. Kitaev, *Annals of Physics* **303**, 2 (2003).
[2] E. Dennis, A. Yu Kitaev, A. Landahl, and J. Preskill, *Topological quantum memory*, *J. Math. Phys.* **43**, 4452 (2002).
[3] D. Bacon, *Phys. Rev. A* **73**, 012340 (2006).
[4] L.M. Duan, E. Demler, and M.D. Lukin, *Phys. Rev. Lett.* **91**, 090402 (2003).
[5] A. Micheli, G.K. Brennen, and P. Zoller, *A toolbox for lattice spin models with polar molecules*, *Nature Phys.* **2**, 341 (2006).
[6] G.K. Brennen, A. Micheli, and P. Zoller, *New J. Phys.* **9**, 138 (2007).
[7] W. Dür, M.J. Bremner, and H.J. Briegel, *Phys. Rev. A* **78**, 052325 (2008).
[8] L. Jiang, G. K. Brennen, A. V. Gorshkov, K. Hammerer, M. Hafezi, E. Demler, M. D. Lukin, P.Zoller, *Nature Phys.* **4**, 482 (2008).
[9] S. Gupta, K.L. Moore, K.W. Murch, and D.M. Stamper-Kurn, *Phys. Rev. Lett.* **99**, 213601 (2007).
[10] Y. Colombe, *et al.*, *Nature* **450** 272 (2007).
[11] F. Brennecke *et al.* *Nature* **450**, 268 (2007).
[12] J. Dorier, F. Becca, and F. Mila, *Phys. Rev. B* **93**, 047003 (2004).
[13] S.B. Bravyi and A.Y. Kitaev, *Quantum Computers and Computing* **2**, 43 (2001).
[14] A. Yu Kitaev, *Ann. Phys.* **321**, 2 (2006).
[15] S. Iblisdir, D. Pérez-García, M. Aguado, and J. Pachos, *arXiv:0806.1853*.
[16] D. Gross and J. Eisner, *Phys. Rev. Lett.* **98**, 220503 (2007).
[17] G.K. Brennen and A. Miyake, *Phys. Rev. Lett.* **101**, 010502 (2008).
[18] I. Affleck, T. Kennedy, E.H. Lieb, and H. Tasaki, *Comm. Math. Phys.* **155**, 477 (1988).
[19] S.K. Yip, *Phys. Rev. Lett.* **90**, 250402 (2003).
[20] J.J. García-Ripoll, M.A. Martín-Delgado, and J.I. Cirac, *Phys. Rev. Lett.* **93**, 250405 (2004).
[21] J. Cho, *Phys. Rev. Lett.* **99**, 020502 (2007).
[22] A. V. Gorshkov, L. Jiang, M. Greiner, P. Zoller, and M. D. Lukin, *Phys. Rev. Lett.* **100**, 093005 (2008).
[23] J.V. Porto, S. Rolston, B.L. Tolra, C.J. Williams, and W.D. Phillips, *Phil. Trans. R. Soc. Lond. A* **361** 1417 (2003).
[24] I.B. Mekhov, C. Maschler, and H. Ritsch, *Nature Phys.* **3**, 319

- (2007).
- [25] M.D. DiRosa, Eur. Phys. J. D **31**, 395 (2004).
- [26] X. Wang, and P. Zanardi, Phys. Rev. A **65** 032327 (2002).
- [27] F.T. Arecchi, H. Thomas, R. Gilmore, and E. Courtens, Phys. Rev. A **6** 2211 (1972).
- [28] A. Gilchrist, N.K. Langford, and M.A. Nielsen, Phys. Rev. A **71**, 062310 (2005).
- [29] B.E. Sagan, *Invariant Theory and Tableau*, 262, Springer-Verlag, New York, 1990.
- [30] A. Hamma, R. Ionicioiu, and P. Zanardi, Phys. Rev. A **71**, 022315 (2005).
- [31] T. Puppe, I. Schuster, A. Grothe, A. Kubanek, K. Murr, P.W. Pinkse, and G. Rempe, Phys. Rev. Lett. **99**, 013002 (2007).
- [32] A. Blais, J. Gambetta, A. Wallraff, D.I. Schuster, S.M. Girvin, M.H. Devoret, and R.J. Schoelkopf, Phys. Rev. A **75**, 032329 (2007).
- [33] A. Andre, D. DeMille, M. Doyle, M.D. Lukin, S.E. Maxwell, P. Rabl, R.J. Schoelkopf, and P. Zoller, Nature Phys. **2**, 636 (2006).