



# Is the 2007 US Sub-Prime Financial Crisis So Different? An International Historical Comparison

## Citation

Reinhart, Carmen M, and Kenneth S. Rogoff. 2008. Is the 2007 US sub-prime financial crisis so different? An international historical comparison. *American Economic Review* 98, no. 2: 339-344.

## Published version

<https://doi.org/10.1257/aer.98.2.339>

## Link

<http://nrs.harvard.edu/urn-3:HUL.InstRepos:11129156>

## Terms of use

This article was downloaded from Harvard University's DASH repository, and is made available under the terms and conditions applicable to Other Posted Material (LAA), as set forth at

<https://harvardwiki.atlassian.net/wiki/external/NGY5NDE4ZjgzNTc5NDQzMGIzZWZhMGFIOWI2M2EwYTg>

## Accessibility

<https://accessibility.huit.harvard.edu/digital-accessibility-policy>

## Share Your Story

The Harvard community has made this article openly available. Please share how this access benefits you. [Submit a story](#)

## Is the 2007 US Sub-Prime Financial Crisis So Different? An International Historical Comparison

By CARMEN M. REINHART AND KENNETH S. ROGOFF\*

The first major financial crisis of the twenty-first century involves esoteric instruments, unaware regulators, and skittish investors. It also follows a well-trodden path laid down by centuries of financial folly. Is the “special” problem of sub-prime mortgages really different?

Our examination of the longer historical record, which is part of a larger effort on currency and debt crises, finds stunning qualitative and quantitative parallels across a number of standard financial crisis indicators. To name a few, the run-up in US equity and housing prices that Graciela L. Kaminsky and Reinhart (1999) find to be the best leading indicators of crisis in countries experiencing large capital inflows closely tracks the average of the previous 18 post–World War II banking crises in industrial countries. So, too, does the inverted v-shape of real growth in the years prior to the crisis. Despite widespread concern about the effects on national debt of the tax cuts of the early 2000s, the run-up in US public debt is actually somewhat below the average of other crisis episodes. In contrast, the pattern of US current account deficits is markedly worse.

At this juncture, the book is still open on how the current dislocations in the United States will play out. The precedent found in the aftermath of other episodes suggests that the strains can be quite severe, depending especially on the initial degree of trauma to the financial system (and to some extent, the policy response). The average drop in (real per capita) output growth is over 2 percent, and it typically takes two years to return to trend. For the five most catastrophic cases (which include episodes in Finland, Japan,

Norway, Spain, and Sweden), the drop in annual output growth from peak to trough is over 5 percent, and growth remained well below pre-crisis trend even after three years. These more catastrophic cases, of course, mark the boundary that policymakers particularly want to avoid.

### I. Postwar Bank-Centered Financial Crises: The Data

Our comparisons employ a small piece of a much larger and longer historical dataset we have constructed (see Reinhart and Rogoff 2008.) The extended dataset catalogues banking and financial crises around the entire world dating back to 1800 (in some cases earlier). In order to focus here on data most relevant to the present US situation, we do not consider the plethora of emerging market crises, nor industrialized country financial crises from the Great Depression or the 1800s. Nevertheless, even in the smaller sample considered in this paper, the “this time is different” syndrome has been repeated many times.

First come rationalizations. This time, many analysts argued, the huge run-up in US housing prices was not at all a bubble, but rather justified by financial innovation (including sub-prime mortgages), as well as by the steady inflow of capital from Asia and petroleum exporters. The huge run-up in equity prices was similarly argued to be sustainable thanks to a surge in US productivity growth and a fall in risk that accompanied the “Great Moderation” in macroeconomic volatility. As for the extraordinary string of outsized US current account deficits, which at their peak accounted for more than two-thirds of all the world’s current account surpluses, many analysts argued that these, too, could be justified by new elements of the global economy. Thanks to a combination of a flexible economy and the innovation of the technology boom, the United States could be expected to enjoy superior productivity growth for decades,

\* Reinhart: School of Public Policy and Department of Economics, University of Maryland, 4105 Van Munching Hall, College Park, MD 20742 (e-mail: creinhar@umd.edu); Rogoff: Economics Department, Harvard University, Littauer Center, Cambridge, MA 02138-3001 (e-mail: krogoff@harvard.edu). We would like to thank Adam Posen, Vincent Reinhart, and Alan Taylor for their helpful comments.

while superior American know-how meant higher returns on physical and financial investment than foreigners could expect in the United States.

Next comes reality. Starting in the summer of 2007, the United States experienced a striking contraction in wealth, increase in risk spreads, and deterioration in credit market functioning. The 2007 United States sub-prime crisis, of course, has its roots in falling US housing prices, which have in turn led to higher default levels, particularly among less creditworthy borrowers. The impact of these defaults on the financial sector has been greatly magnified due to the complex bundling of obligations that was thought to spread risk efficiently. Unfortunately, that innovation also made the resulting instruments extremely nontransparent and illiquid in the face of falling house prices.

As a benchmark for the 2007 US sub-prime crisis, we draw on data from the 18 bank-centered financial crises from the postwar period, as identified by Kaminsky and Reinhart (1999) and Gerard Caprio et. al. (2005). These crisis episodes include:

*The "Big Five" Crises:* Spain (1977), Norway (1987), Finland (1991), Sweden (1991), and Japan (1992), where the starting year is in parentheses.

*Other Banking and Financial Crises:* Australia (1989), Canada (1983), Denmark (1987), France (1994), Germany (1977), Greece (1991), Iceland (1985), Italy (1990), New Zealand (1987), United Kingdom (1974, 1991, 1995), and United States (1984).

The Big Five crises are all protracted, large-scale financial crises that are associated with major declines in economic performance for an extended period. Japan (1992), of course, is the start of the "lost decade," although all the others left deep marks as well.

The remaining rich country financial crises represent a broad range of lesser events. The 1984 US crisis, for example, is the savings and loan crisis. In terms of fiscal costs (3.2 percent of GDP), it is just a notch below the Big Five.<sup>1</sup>

<sup>1</sup> The fiscal costs of cleaning up after banking crises can be enormous. The fiscal cleanup from Sweden's 1991

Some of the other 13 crises are relatively minor affairs, such as the 1995 Barings (investment) bank crisis in the United Kingdom or the 1994 Credit Lyonnaise bailout in France. Excluding these smaller crises would certainly not weaken our results, as the imbalances in the run-up were minor compared to the larger blowouts.

## II. Comparisons

We now proceed to a variety of simple comparisons between the 2007 US crisis and previous episodes. Drawing on the standard literature on financial crises, we look at asset prices, real economic growth, and public debt. We begin in Figure 1 by comparing the run-up in housing prices. Period  $T$  represents the year of the onset of the financial crisis. By that convention, period  $T - 4$  is four years prior to the crisis, and the graph in each case continues to  $T + 3$ , except of course in the case of the US 2007 crisis, which remains in the hands of the fates.<sup>2</sup> The chart confirms the case study literature, showing the significant run-up in housing prices prior to a financial crisis. Notably, the run-up in housing prices in the United States exceeds that of the Big Five.

Figure 2 looks at real rates of growth in equity market price indices. (For the United States, the index is the S&P 500; Reinhart and Rogoff (2008) provide the complete listing for foreign markets.)

Once again, the United States looks like the archetypical crisis country, only more so. The Big Five crisis countries tended to experience equity price falls earlier on than the United States has, perhaps because the US Federal Reserve pumped in an extraordinary amount of stimulus in the early part of the most recent episode.

Figure 3 looks at the current account as a share of GDP. Again, the United States is on a typical trajectory, with capital inflows accel-

crisis was 6 percent of GDP and Norway's 1987 crisis was 8 percent. Spain's post-1977 cleanup cost over 16 percent of GDP. Estimates for Japan's bill vary widely, with many in excess of 20 percent of GDP.

<sup>2</sup> For the United States, house prices are measured by the Case-Shiller index, described and provided in Robert Shiller (2005). The remaining house price data were made available by the Bank for International Settlements and are described in Gregory D. Sutton (2002).

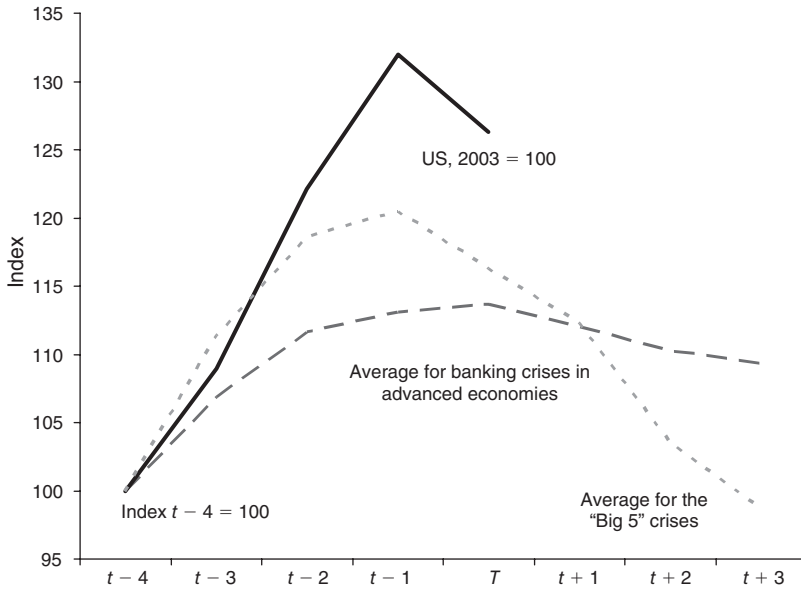


FIGURE 1. REAL HOUSING PRICES AND BANKING CRISES

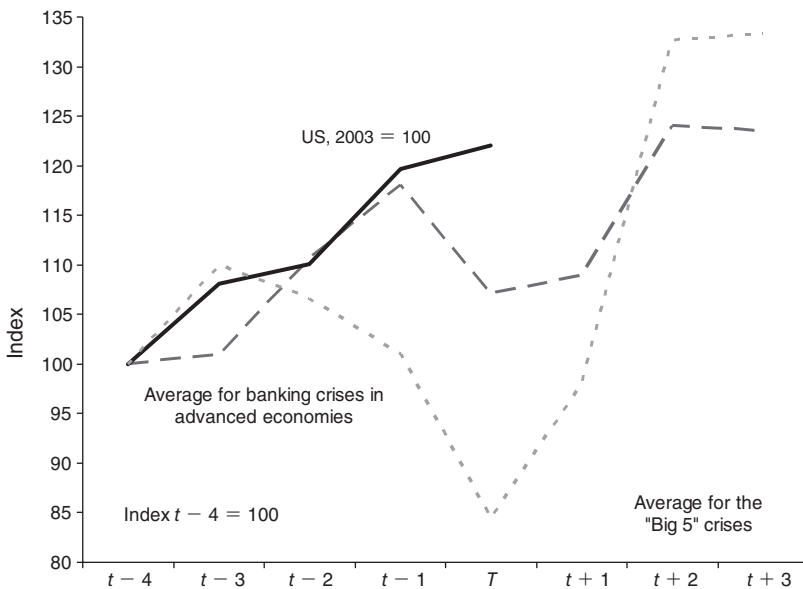


FIGURE 2. REAL EQUITY PRICES AND BANKING CRISES

erating up to the eve of the crisis. Indeed, the US deficits are more severe, reaching over six percent of GDP. As already mentioned, there is a large and growing literature that attempts to rationalize why the United States might be able to run a large sustained current account deficit

without great risk of trauma. Whether the US case is quite as different as this literature suggests remains to be seen.

Real per capita GDP growth in the run-up to debt crises is illustrated in Figure 4. The United States 2007 crisis follows the same inverted V

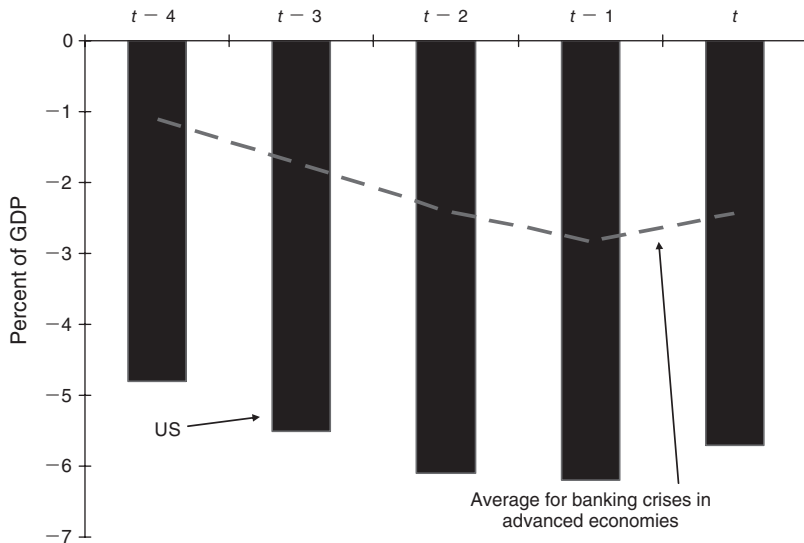


FIGURE 3. CURRENT ACCOUNT BALANCE/GDP ON THE EVE OF BANKING CRISES

shape that characterizes the earlier episodes. Growth momentum falls going into the typical crisis, and remains low for two years after. In the more severe Big Five cases, however, the growth shock is considerably larger and more prolonged than for the average. Of course, this implies that the growth effects are quite a bit less severe in the mildest cases, although the US case has so many markers of larger problems that one cannot take too much comfort in this caveat.

Figure 5 looks at public debt as a share of GDP. Rising public debt is a near universal precursor of other postwar crises, not least the 1984 US crisis. It is notable that US public debt rises much more slowly than it did in the run-up to the Big Five crises. However, if one were to incorporate the huge buildup in private US debt into these measures, the comparisons would be notably less favorable.

The correlations in these graphs are not necessarily causal, but in combination nevertheless suggest that if the United States does not experience a significant and protracted growth slowdown, it should either be considered very lucky or even more "special" that most optimistic theories suggest. Indeed, given the severity of most crisis indicators in the run-up to its 2007 financial crisis, the United States should consider itself quite fortunate if its downturn ends up being a relatively short and mild one.

### III. Conclusions

Tolstoy famously begins his classic novel *Anna Karenina* with, "Every happy family is alike, but every unhappy family is unhappy in their own way." While each financial crisis no doubt is distinct, they also share striking similarities in the run-up of asset prices, in debt accumulation, in growth patterns, and in current account deficits. The majority of historical crises are preceded by financial liberalization, as documented in Kaminsky and Reinhart (1999). While in the case of the United States, there has been no striking de jure liberalization, there certainly has been a de facto liberalization. New unregulated, or lightly regulated, financial entities have come to play a much larger role in the financial system, undoubtedly enhancing stability against some kinds of shocks, but possibly increasing vulnerabilities against others. Technological progress has plowed ahead, shaving the cost of transacting in financial markets and broadening the menu of instruments.

Perhaps the United States will prove a different kind of happy family. Despite many superficial similarities to a typical crisis country, it may yet suffer a growth lapse comparable only to the mildest cases. Perhaps this time will be different as so many argue. Nevertheless, the quantitative and qualitative parallels in run-ups to earlier postwar industrialized-country financial crises

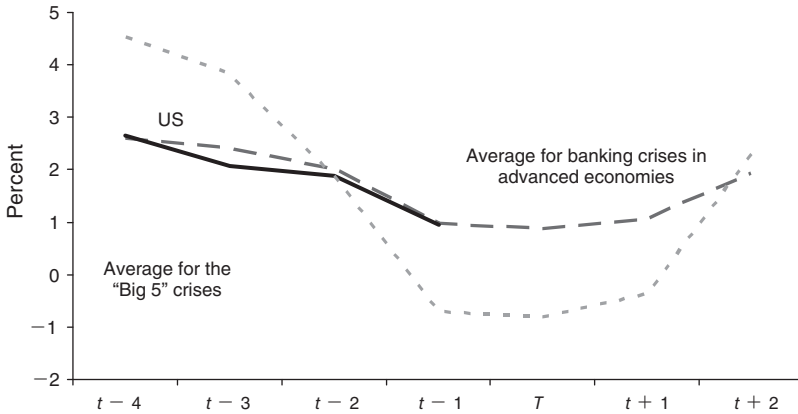


FIGURE 4. REAL GDP GROWTH PER CAPITA AND BANKING CRISES (PPP basis)

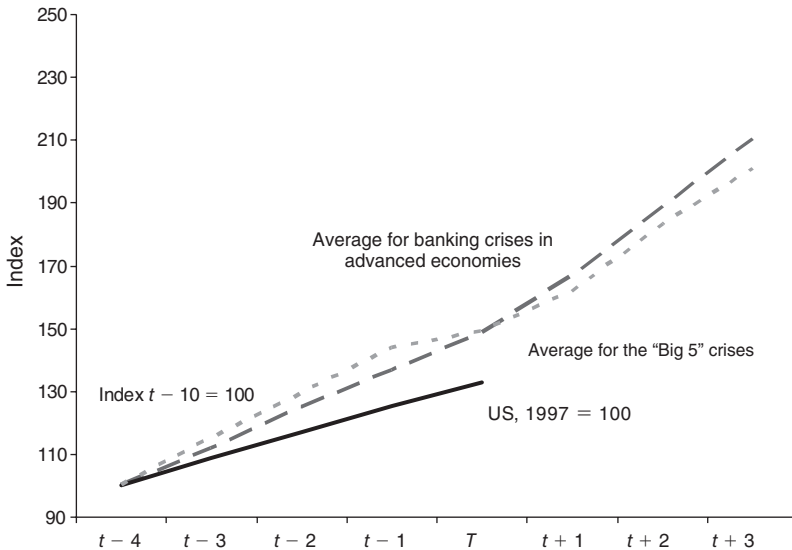


FIGURE 5. PUBLIC DEBT AND BANKING CRISES

are worthy of note. Of course, inflation is lower and better anchored today worldwide, and this may prove an important mitigating factor. The United States does not suffer the handicap of a fixed exchange rate system. On the other hand, the apparent decline in US productivity growth and in housing prices does not provide a particularly favorable backdrop for withstanding a credit contraction.

Another parallel deserves mention. During the 1970s, the US banking system stood as an

intermediary between oil-exporter surpluses and emerging-market borrowers in Latin America and elsewhere. While much praised at the time, 1970s petro-dollar recycling ultimately led to the 1980s debt crisis, which in turn placed enormous strain on money center banks.<sup>3</sup> It is

<sup>3</sup> See Rudi Dornbusch's concise assessment of the recycling of petrodollars in the third and fourth chapters of Dornbusch (1986).

true that, this time, a large volume of petrodollars are again flowing into the United States, but many emerging markets have been running current account surpluses, lending rather than borrowing. Instead, a large chunk of money has effectively been recycled to a developing economy that exists within US borders. Over a trillion dollars was channeled into the subprime mortgage market, which is comprised of the poorest and least creditworthy borrowers within the United States. The final claimant is different, but in many ways, the mechanism is the same.

Finally, we note that although this paper has concentrated on the United States, many of the same parallels hold for other countries that began experiencing housing price duress during 2007, including Spain, the United Kingdom, and Ireland. There can be similarities across unhappy families, too.

## REFERENCES

- Caprio, Gerard, Daniela Klingebiel, Luc Laeven, and Guillermo Noguera.** 2005. "Banking Crisis Database." In *Systemic Financial Crises*, ed. Patrick Honohan and Luc Laeven, 341–60. Cambridge: Cambridge University Press.
- Dornbusch, Rudiger.** 1986. *Dollars, Debts, and Deficits*. Cambridge, MA: MIT Press.
- Kaminsky, Graciela L., and Carmen M. Reinhart.** 1999. "The Twin Crises: The Causes of Banking and Balance-of-Payments Problems." *American Economic Review*, 89(3): 473–500.
- Reinhart, Carmen M., and Kenneth S. Rogoff.** Forthcoming. *This Time is Different: Six Centuries of Financial Folly*.
- Shiller, Robert.** 2005. *Irrational Exuberance*. 2nd ed. Princeton, NJ: Princeton University Press.
- Sutton, Gregory D.** 2002. "Explaining Changes in House Prices." *BIS Quarterly Review*: 46–55.

**This article has been cited by:**

1. Tu Nguyen. 2013. The disciplinary effect of subordinated debt on bank risk taking. *Journal of Empirical Finance* **23**, 117-141. [[CrossRef](#)]
2. Hyunjoo Kim Karlsson, R. Scott Hacker. 2013. Time-varying betas of sectoral returns to market returns and exchange rate movements. *Applied Financial Economics* **23**:14, 1155-1168. [[CrossRef](#)]
3. Marco Lo Duca, Tuomas A. Peltonen. 2013. Assessing systemic risks and predicting systemic events. *Journal of Banking & Finance* **37**:7, 2183-2195. [[CrossRef](#)]
4. Peter Sarlin. 2013. A weighted SOM for classifying data with instance-varying importance. *International Journal of Machine Learning and Cybernetics* . [[CrossRef](#)]
5. Peter Sarlin, Zhiyuan Yao. 2013. Clustering of the Self-Organizing Time Map. *Neurocomputing* . [[CrossRef](#)]
6. Richard Avramenko, Richard Boyd. 2013. Subprime Virtues: The Moral Dimensions of American Housing and Mortgage Policy. *Perspectives on Politics* **11**:01, 111-131. [[CrossRef](#)]
7. Peter Sarlin. 2013. Decomposing the global financial crisis: A Self-Organizing Time Map. *Pattern Recognition Letters* . [[CrossRef](#)]
8. Gunter Löffler, Peter N Posch. 2013. Wall Street's bailout bet: Market reactions to house price releases in the presence of bailout expectations. *Journal of Banking & Finance* . [[CrossRef](#)]
9. S. Claessens, G. Dell'Ariccia, D. Igan, L. Laeven A Cross-Country Perspective on the Causes of the Global Financial Crisis 737-752. [[CrossRef](#)]
10. George Milunovich, Antony Tan. 2013. Testing for contagion in US industry portfolios – a four-factor pricing approach. *Applied Financial Economics* **23**:1, 15-26. [[CrossRef](#)]
11. Oriana Bandiera, Imran Rasul, Martina Viarengo. 2012. The Making of Modern America: Migratory Flows in the Age of Mass Migration. *Journal of Development Economics* . [[CrossRef](#)]
12. Peter Sarlin. 2012. On biologically inspired predictions of the global financial crisis. *Neural Computing and Applications* . [[CrossRef](#)]
13. Viral Acharya, Hassan Naqvi. 2012. The seeds of a crisis: A theory of bank liquidity and risk taking over the business cycle. *Journal of Financial Economics* **106**:2, 349-366. [[CrossRef](#)]
14. Amir E. Khandani, Andrew W. Lo, Robert C. Merton. 2012. Systemic risk and the refinancing ratchet effect. *Journal of Financial Economics* . [[CrossRef](#)]
15. Gaston Giordana, Ingmar Schumacher. 2012. What are the bank-specific and macroeconomic drivers of banks' leverage? Evidence from Luxembourg. *Empirical Economics* . [[CrossRef](#)]
16. Eduardo Pol. 2012. The preponderant causes of the USA banking crisis 2007–08. *The Journal of Socio-Economics* **41**:5, 519-528. [[CrossRef](#)]
17. Giulio Cainelli, Sandro Montesor, Giuseppe Vittucci Marzetti. 2012. Production and financial linkages in inter-firm networks: structural variety, risk-sharing and resilience. *Journal of Evolutionary Economics* **22**:4, 711-734. [[CrossRef](#)]
18. Teakdong Kim, Bonwoo Koo, Minsoo Park. 2012. Role of financial regulation and innovation in the financial crisis. *Journal of Financial Stability* . [[CrossRef](#)]
19. Dilruba Karim, Iana Liadze, Ray Barrell, E. Philip Davis. 2012. Off-balance sheet exposures and banking crises in OECD countries. *Journal of Financial Stability* . [[CrossRef](#)]
20. Eddie C.M. Hui, Jia Chen. 2012. Investigating the change of causality in emerging property markets during the financial tsunami. *Physica A: Statistical Mechanics and its Applications* **391**:15, 3951-3962. [[CrossRef](#)]

21. Charles W. Calomiris, Inessa Love, María Soledad Martínez Pería. 2012. Stock returns' sensitivities to crisis shocks: Evidence from developed and emerging markets. *Journal of International Money and Finance* 31:4, 743-765. [[CrossRef](#)]
22. Gary Gorton, Andrew Metrick. 2012. Securitized banking and the run on repo. *Journal of Financial Economics* 104:3, 425-451. [[CrossRef](#)]
23. Saktinil Roy, David M. Kemme. 2012. Causes of banking crises: Deregulation, credit booms and asset bubbles, then and now. *International Review of Economics & Finance* 24, 270-294. [[CrossRef](#)]
24. Gary Gorton,, Andrew Metrick. 2012. Getting Up to Speed on the Financial Crisis: A One-Weekend-Reader's Guide. *Journal of Economic Literature* 50:1, 128-150. [[Abstract](#)] [[View PDF article](#)] [[PDF with links](#)]
25. Yi Xue, Yin He, Xinjian Shao. 2012. Butterfly effect: The US real estate market downturn and the Asian recession. *Finance Research Letters* . [[CrossRef](#)]
26. GIOVANNI DELL'ARICCIA, DENIZ IGAN, LUC LAEVEN. 2012. Credit Booms and Lending Standards: Evidence from the Subprime Mortgage Market. *Journal of Money, Credit and Banking* 44:2-3, 367-384. [[CrossRef](#)]
27. Sean Joss Gossel, Nicholas Biekpe. 2012. The effects of capital inflows on South Africa's economy. *Applied Financial Economics* 1-16. [[CrossRef](#)]
28. Jian Jane Zhang, Zhenxing Mao. 2012. Image of All Hotel Scales on Travel Blogs: Its Impact on Customer Loyalty. *Journal of Hospitality Marketing & Management* 21:2, 113-131. [[CrossRef](#)]
29. David M. Kemme, Saktinil Roy. 2012. Did the Recent Housing Boom Signal the Global Financial Crisis?. *Southern Economic Journal* 78:3, 999-1018. [[CrossRef](#)]
30. Francis X. Diebold, Kamil Yilmaz. 2012. Better to give than to receive: Predictive directional measurement of volatility spillovers. *International Journal of Forecasting* 28:1, 57-66. [[CrossRef](#)]
31. Michael Bordo, David Hargreaves, Mizuho Kida. 2011. Global shocks, economic growth and financial crises: 120 years of New Zealand experience. *Financial History Review* 18:03, 331-355. [[CrossRef](#)]
32. Prakash Kannan. 2011. Credit Conditions and Recoveries From Financial Crises. *Journal of International Money and Finance* . [[CrossRef](#)]
33. Saktinil Roy, David M. Kemme. 2011. What is really common in the run-up to banking crises?. *Economics Letters* 113:3, 211-214. [[CrossRef](#)]
34. Celine Gimet. 2011. The Vulnerability of ASEAN+3 Countries to International Financial Crises. *Review of International Economics* 19:5, 894-908. [[CrossRef](#)]
35. Marcel Fratzscher, Arnaud Mehl, Isabel Vansteenkiste. 2011. 130 Years of Fiscal Vulnerabilities and Currency Crashes in Advanced Economies. *IMF Economic Review* 59:4, 683-716. [[CrossRef](#)]
36. Gregory Connor, Thomas Flavin, Brian O'Kelly. 2011. The U.S. and Irish credit crises: Their distinctive differences and common features. *Journal of International Money and Finance* . [[CrossRef](#)]
37. Andrew K. Rose, Mark M. Spiegel. 2011. Cross-country causes and consequences of the 2008 crisis: Early warning. *Japan and the World Economy* . [[CrossRef](#)]
38. D. Besar, P. Booth, K. K. Chan, A. K. L. Milne, J. Pickles. 2011. Systemic Risk in Financial Services. *British Actuarial Journal* 16:02, 195-300. [[CrossRef](#)]
39. Antoine Parent. 2011. A critical note on "This time is different". *Cliometrica* . [[CrossRef](#)]
40. Geoffrey Meen. 2011. The economic consequences of mortgage debt. *Journal of Housing and the Built Environment* . [[CrossRef](#)]
41. Shujie Yao, Jing Zhang. 2011. On Economic Theory and Recovery of the Financial Crisis. *The World Economy* 34:5, 764-777. [[CrossRef](#)]
42. M. Ayhan Kose. 2011. *Journal of International Economics* . [[CrossRef](#)]

43. Paolo Del Giovane, Ginette Eramo, Andrea Nobili. 2011. Disentangling demand and supply in credit developments: A survey-based analysis for Italy. *Journal of Banking & Finance* . [[CrossRef](#)]
44. Vincent Reinhart. 2011. A Year of Living Dangerously: The Management of the Financial Crisis in 2008. *Journal of Economic Perspectives* **25**:1, 71-90. [[Abstract](#)] [[View PDF article](#)] [[PDF with links](#)]
45. Fredj Jawadi, Mohamed Hedi Arouri. 2011. The current international financial crisis in 10 questions: some lessons. *Applied Economics Letters* **18**:3, 279-283. [[CrossRef](#)]
46. Lucia Alessi, Carsten Detken. 2011. Quasi real time early warning indicators for costly asset price boom/bust cycles: A role for global liquidity. *European Journal of Political Economy* . [[CrossRef](#)]
47. Yushi YoshidaChapter 3 Stock Market Linkage between Asia and the United States in Two Crises: Smooth-Transition Correlation VAR-GARCH Approach **9**, 53-81. [[CrossRef](#)]
48. Tatiana Didier, Inessa Love, María Soledad Martínez Pería. 2011. What explains comovement in stock market returns during the 2007-2008 crisis?. *International Journal of Finance & Economics* n/a-n/a. [[CrossRef](#)]
49. A. I. Khwaja, A. Mian, B. Zia. 2010. Dollars Dollars Everywhere, Nor Any Dime to Lend: Credit Limit Constraints on Financial Sector Absorptive Capacity. *Review of Financial Studies* **23**:12, 4281-4323. [[CrossRef](#)]
50. Yothin Jinjarak, Steven M. Sheffrin. 2010. Causality, real estate prices, and the current account#. *Journal of Macroeconomics* . [[CrossRef](#)]
51. Viral V. Acharya, Lasse Pedersen, Thomas Philippon, Matthew RichardsonTaxing Systemic Risk 121-142. [[CrossRef](#)]
52. Robin Leichenko, Karen O'Brien, William Solecki. 2010. Climate Change and the Global Financial Crisis: A Case of Double Exposure. *Annals of the Association of American Geographers* **100**:4, 963-972. [[CrossRef](#)]
53. Ray Barrell, E. Philip Davis, Dilruba Karim, Iana Liadze. 2010. Bank regulation, property prices and early warning systems for banking crises in OECD countries#. *Journal of Banking & Finance* **34**:9, 2255-2264. [[CrossRef](#)]
54. Stijn Claessens, Giovanni Dell'Ariccia, Deniz Igan, Luc LaevenCross-Country Experiences and Policy Implications from the Global Financial Crisis 267-293. [[CrossRef](#)]
55. Charles Bean. 2010. JOSEPH SCHUMPETER LECTURE THE GREAT MODERATION, THE GREAT PANIC, AND THE GREAT CONTRACTION. *Journal of the European Economic Association* **8**:2-3, 289-325. [[CrossRef](#)]
56. Stijn Claessens, Giovanni Dell'Ariccia, Deniz Igan, Luc Laeven. 2010. Cross-country experiences and policy implications from the global financial crisis. *Economic Policy* **25**:62, 267-293. [[CrossRef](#)]
57. M. Imtiaz Mazumder, Nazneen Ahmad. 2010. Greed, financial innovation or laxity of regulation?: A close look into the 2007-2009 financial crisis and stock market volatility. *Studies in Economics and Finance* **27**:2, 110-134. [[CrossRef](#)]
58. Ian Goldin, Tiffany Vogel. 2010. Global Governance and Systemic Risk in the 21st Century: Lessons from the Financial Crisis. *Global Policy* **1**:1, 4-15. [[CrossRef](#)]
59. Jim Clayton, S. Michael Giliberto, Jacques N Gordon, Susan Hudson-Wilson, Frank J Fabozzi, Youguo Liang. 2009. Real Estate's Evolution as an Asset Class. *The Journal of Portfolio Management* **35**:5, 10-22. [[CrossRef](#)]
60. Gianandrea Goisis. 2009. Micro and macroeconomic effects of financial innovation in a domestic and international perspective. *International Review of Economics* **56**:3, 205-214. [[CrossRef](#)]
61. Carmen M. Reinhart,, Kenneth S. Rogoff. 2009. The Aftermath of Financial Crises. *American Economic Review* **99**:2, 466-472. [[Citation](#)] [[View PDF article](#)] [[PDF with links](#)]

62. Andrew W. Lo. 2009. Regulatory reform in the wake of the financial crisis of 2007-2008. *Journal of Financial Economic Policy* 1:1, 4-43. [[CrossRef](#)]
63. Christophe Blot, Sabine Le Bayon, Matthieu Lemoine, Sandrine Levasseur. 2009. De la crise financière à la crise économique. *Revue de l'OFCE* 110:3, 255. [[CrossRef](#)]
64. 2008. Full Report - World of Work Report 2008: Income inequalities in the age of financial globalization. *World of Work Report* 2008:1, i-162. [[CrossRef](#)]